

TABLE OF CONTENTS

CATEGORY

PAGES

AIR BRAKE

DRYERS/CARTRIDGES	4
AIR GOVERNORS	5
AIR BRAKE VALVES	5-7
DASH CONTROL KNOBS/VALVES	8-10
MISCELLANEOUS VALVES	11-14
SUSPENSION VALVES/SWITCHES	15
AIR TANKS/CYLINDERS	16
TRANSMISSION/SOLENOID	17
GLADHANDS & ACCESSORIES	18-19
AIR BRAKE HOSE & ASSEMBLIES	20
AIR BRAKE HOSE FITTINGS	21-23
AIR BRAKE TUBING	24
COILED AIR/BLOW GUNS	25-26

BRASS

PART NUMBERING SYSTEM	27
ORGANIZERS/STORAGE	28
BRASS FITTINGS - TUBING	29-30
BRASS FITTINGS - DOT/FERRULE	31-33
BRASS FITTINGS - COPPER	34-35
BRASS FITTINGS - PIPE	36-38
BRASS DRAIN/SHUTOFF COCKS	39-41
BRASS FITTINGS - FLARED	42-44
BRASS PUSH-ON HOSE/FITTINGS	45-46

BRAKE

BRAKE SHOE COMPARISON	47
BRAKE SHOE/CAM KITS	48-54
BRAKE HARDWARE KITS	55-56
BRAKE CAMSHAFTS & REPAIR KITS	57-62
BRAKE DRUMS/WHEELS/HUBS	63-64
BRAKE HUBCAPS & ACCESSORIES	65-66


WHEEL

SLACK ADJUSTERS	67
SPRINGBRAKES/CHAMBERS	68
WHEEL SEALS & ACCESSORIES	69
WHEEL STUDS/NUTS	70


PART-TO-PAGE REFERENCE	71 - 75
------------------------------	---------

CROSS REFERENCE	76 - 82
-----------------------	---------

WARRANTY POLICY	83
-----------------------	----



AIR DRYERS / CARTRIDGES



65225P



955205P

MODEL 9 DRYERS

Both exclude brackets

PN	CROSS	DESCRIPTION	SUPPLY PORT	DELIVERY PORT
65224RO	065224	24 Volt Air Dryer	1/2"	3/4"
65225P*	065225	12 Volt Air Dryer	1/2"	1/2"

MODEL 9 DRYER KITS

PN	CROSS	DESCRIPTION
107695P	107695	Bracket Kit
107799P	107799	3/4" Check Valve Kit
107800P	107800	1/2" Check Valve Kit
109869P	109869	Wiring Harness
5004342P	5004342	24 Volt Purge Kit
5005037P	5005037	Purge Kit Hard Seat
800405P	5004341 800405	12 Volt Purge Valve Assembly

MERITOR® STYLE DRYER & KITS

PN	CROSS	DESCRIPTION	SUPPLY PORT	DELIVERY PORT
955205P	R955205	12 Volt Air Dryer	1/2"	1/2"
950013P	R950013	Meritor® Style Dryer Kit - Turbo Valve		
950014P	R950014	Meritor® Style Dryer Kit - Purge Valve		

MODEL IP SERIES KITS

PN	CROSS	DESCRIPTION
022105P	—	Purge Valve Repair Kit
109495P	109495	Heater Kit

AIR DRYER CARTRIDGES



PN: 101900P
Model 2 Cartridge
Cross: 101900



PN: 104358P
Model 4 Cartridge
Cross: 104358



PN: 107794P
Model 9 Cartridge
Cross: 107794
Cross: R950011

PN: 109994P
Model SP
Cartridge
Cross: 109994
Cross: R950011

Plastic
dessicant
retainer



PN: 950011P
Cross: R950011

Metal
dessicant
retainer



PN: T224P
CR Replacement
Cartridge
Cross: T224



AIR GOVERNORS / SPRING BRAKE VALVES

AIR GOVERNORS

PN	CROSS	CROSS	CUT IN/OUT
275491P	275491	KN18530	105-120 PSI
284358P	284358	KN18534	105-125PSI Hi-Temp
276121P	Kit For 275491P Air Governor		




ALCOHOL EVAPORATOR

PN	CROSS	DESCRIPTION
A72420P	A72420	Alcohol Evaporator



SPRING BRAKE CONTROL VALVES



PN	CROSS	DESCRIPTION	RESERVOIR PORT	SERVICE PORT	EMERGENCY PORT
065437P	065437	Model 5 Spring Brake Valve	3/4"	1/4"	1/4"
065439P	065439	Model 5 Spring Brake Valve	1/2"	1/4"	1/4"
101622P	101622	Model 4 Spring Brake Valve	1/2"	1/4"	3/8"
102761P	102761	Model 2 Spring Brake Valve	3/4"	1/4"	3/8"
103061P	103061	Model 2 Spring Brake Valve	1/2"	1/4"	1/4"
110170P	110170	SLC Type	2 - 1/2"	3/8"	3/8"
110171P	110171	SLC Type - 90° Top Rotation	1 - 3/8"	3/8"	3/8"
110191P	110191	SLC Type - 90° Top Rotation	1 - 1/2"	3/8"	3/8"
26000P	KN26000	Model T4 Spring Brake Valve	1 - 3/8"	3/8"	3/8"
26020P	KN26020	Model T4 Spring Brake Valve	1 - 1/2"	3/8"	3/8"
287376P	287376	Model 2 Spring Brake Valve	3/4"	1/4"	3/8"

RELAY VALVES



28060P

PN	CROSS	SUPPLY PORTS	DELIVERY PORTS	SERVICE PORTS	CRACK PRESSURE
28060P	KN28060	(2) 1/2"	(2) 3/8"	3/8"	> 4.5
28061P	KN28061	(2) 1/2"	(2) 1/2"	3/8"	> 4.5



28500P



28510P

PN	CROSS	SUPPLY PORTS	DELIVERY PORTS	SERVICE PORTS	CRACK PRESSURE
28500P	KN28500	(2) 3/8"	(2) 3/8"	1/4"	> 5.5
28510P	KN28510	3/8", 1/2"	(2) 3/8"	1/4"	> 5.5
28520P	KN28520	(2) 1/2"	(2) 1/2"	1/4"	> 5.5




279180P



279952P

PN	CROSS	SUPPLY PORTS	DELIVERY PORTS	SERVICE PORTS	CRACK PRESSURE
279180P	279180	3/8"	(4) 3/8"	1/4" - 180°	> 2 PSI
279952P	279952	3/8", 3/4"	(4) 3/8"	1/4" - 180°	> 2 PSI



286370P

PN	CROSS	SUPPLY PORTS	DELIVERY PORTS	SERVICE PORTS	BALANCE PORT
286370P	286370	(2) 3/4"	(2) 1/2", 1/4"	1/4"	1/8"


RELAY VALVES

PN	CROSS	DELIVERY ORIENTATION	SUPPLY PORT(S)	DELIVERY PORTS	SERVICE PORT	CRACK PRESSURE
065104P	065104	Vertical	1/2"	(4) 3/8"	1/4"	4 PSI
065125P	065125	Horizontal	1/2"	(2) 1/2"	1/4"	6 PSI
065303P	065303	2 - Horizontal 2 - Vertical	1/2"	(4) 3/8"	1/4"	4 PSI
102626P	102626	Vertical	1/2"	(4) 1/2"	1/4"	4 PSI
103009P	103009	Horizontal	(2) 3/4"	(2) 1/2"	1/4"	4 PSI
102802P	102802	Kit For 065104P, 102626P & 103009P				



103009P


PN	CROSS	DELIVERY ORIENTATION	SUPPLY PORT(S)	DELIVERY PORTS	SERVICE PORT	CRACK PRESSURE
103010P*	103010	Horizontal	(2) 3/4"	(2) 1/2"	1/4"	4 PSI
103028P	103028	Vertical	1/2"	(4) 1/2"	1/4"	4 PSI
102802P	102802	Kit For All Above				



103010P

*1/8" Port below cover.


PN	CROSS	SERVICE PORT	RESERVOIR	DELIVERY PORT	AUXILIARY SUPPLY
110139P	110139	3/8"	3/4"	(4) 3/8"	3/8"



110139P

PN	CROSS	SUPPLY PORT	REPLACES DELIVERY	CONTROL	SERVICE PORT	CRACK PRESSURE
065145P	065145	1/2"	(2) 3/8" (2) 1/2"	1/8"	1/4"	4 PSI
065146P	065146	1/2"	(2) 3/8" (2) 1/2"	1/8"	1/4"	6 PSI

NOTE: Both part numbers are 1/2" PT Bottom - 3/8" PT Side.




065145P

PN	CROSS	SUPPLY PORT	DELIVERY PORT	CONTROL	BALANCE	RELEASE PRESSURE
103081P	103081	3/8"	(2) 3/8"	1/4"	1/4"	95 PSI



103081P

DASH CONTROL VALVES



276566P

276567P

PN	CROSS	SUPPLY PORT	DELIVERY PORTS	AUTO RELEASE PRESSURE
276566P	276566	1/8"	(2) 1/8"	20 PSI
276567P	276567	1/8"	(2) 1/8"	40 PSI
287417P	287417	1/8"	(2) 1/4"	30 PSI



20021P

PN	CROSS	SUPPLY PORT	DELIVERY PORTS	POP PRESSURE
20021P	KN20021	1/8"	(2) 1/8"	35 PSI I10



17600BP

PN	CROSS	SUPPLY PORT	DELIVERY PORTS	DESCRIPTION
17600BP	17600B	1/4"	(2) 1/4"	Park Brake Release



288239P

288241P

PN	CROSS	SUPPLY PORT	PIN DIAMETER	THREADED EXH. PORT	AUTO RELEASE PRESSURE
288239P	288239	1/8" - 90°	1/4"	—	40 PSI
288241P	288241	1/8" - 90°	—	1/4"	40 PSI



287238P


PN	CROSS	SUPPLY PORT	DELIVERY PORTS
287238P	287238	1/8"	(2) 1/8"

DASH MANIFOLD / TOGGLE VALVES

MANIFOLD DASH VALVES

PN	CROSS	RESERVOIR 1 & 2	TRACTOR DELIVERY	TRAILER DELIVERY	AUX. SUPPLY	EXHAUST	
101437P	101437	1/4"	1/4"	1/4"	1/4"	1/4"	
101569P	101569	Spool Assembly For 101437P					

PN	CROSS	MOUNTING HOLES	MOUNTING HOLE DIMENSIONS	ALL PORTS
20611P	KN20611	(4) 1/4"	V - 3" C to C H - 4.2" C to C	1/4"
20615P	KN20615	(4) 1/4:20 w/Well Nuts In Body	V - 3" C to C H - 4.2" C to C	1/4"



TOGGLE VALVES

PN	CROSS	SUPPLY PORT	DELIVERY PORT(S)	LEVER
228729P	228729	1/2"	(2) 1/8"	Chrome
229635P	229635	1/8"	(2) 1/8"	Zinc
276635P	276635	1/8"	(2) 1/8"	—
280905P	280905	1/8"	1/8"	Centering




DASH KNOBS / DRAIN/ PROTECTION



DASH VALVE KNOBS

PN	CROSS	DESCRIPTION	SHAPE	COLOR	SIZE
20900P	KN20900	Trailer Air	Octagon	Red	.387"
20901P	KN20901	Parking Brake	Square	Yellow	.387"
20903P	KN20903	System Park	Square	Yellow	.387"
239357P	239357	Jam Nut	—	—	—
248433P	248433	Parking Brake	Diamond	Yellow	.387"
248502P	248502	Parking Brake	Diamond	Yellow	.387"
248600P	248600	Trailer Emergency	Octagon	Red	.387"
291142P	291142	System Park	Diamond	Yellow	.387"
291624P	291624	Trailer Air Supply	Octagon	Red	.387"
298817P	298817	Trailer Air Supply	Octagon	Red	.387"
298818P	298818	Parking Brake	Diamond	Yellow	.387"



281923P

AUTOMATIC DRAIN VALVES

PN	CROSS	DESCRIPTION
281923P	281923N	Bottom Mount
284412P	284412N	Heated



31000P

277147P

PRESSURE PROTECTION VALVES

PN	CROSS	DELIVERY PORT	SUPPLY PORT	MIN. CLOSING PRESSURE
277147P	277147N	1/4"	1/4"	65 PSI
277227P	277227N	1/4"	1/4"	75 PSI
31000P	KN31000	1/4"	1/4"	65 PSI

SYNCHRONIZING / QUICK RELEASE / AXLE LIMITING VALVES

SYNCHRONIZING VALVES

PN	CROSS	INLET PSI	OUTLET PSI
280758P	280758	45	60
281459P	281459	25	40
282472P	282472	21	11
283700P	283700	62	50



280758P



282472P

QUICK RELEASE VALVES

PN	CROSS	SUPPLY PORT	DELIVERY PORTZ(S)	CRACK PRESSURE
065066P	065066	1/2"	(2) 3/8"	< 1 PSI
065067P	065067	3/8"	(2) 3/8"	< 1 PSI
107881P	107881	1/4"	(2) 3/8"	< 1 PSI
229813P	229813	3/8"	(2) 1/4"	< 1 PSI
229844P	229844	1/2"	(2) 1/4"	< 1 PSI
229859P	229859	3/8"	(2) 3/8"	< 1 PSI
229860P	229860	1/2"	(2) 3/8"	< 1 PS
289182P	289182	1/4"	1/4"	< 1 PSI
289714P	289714	1/4"	3/8"	< 1 PSI



065066P



107881P
w/Silencer



229813P



229859P




289714P

Includes double check for anti-compounding.

FRONT AXLE LIMITING RATIO VALVES

OLD STYLE			
PN	CROSS	DELIVERY PORT	SUPPLY PORTS
229509P	229509	3/8"	(2) 1/4"



229509P
OLD STYLE

NEW STYLE				
PN	CROSS	DELIVERY PORT	SUPPLY PORT	HOLD OFF PSI
289144P	289144	3/8"	3/8"	4 PSI
289148P	289148	3/8"	3/8"	10 PSI




289144P
NEW STYLE

RELAY EMERGENCY / CHAMBER VALVES



A1000SP



110200P



110338P



110470P



110475P

PN	CROSS	SERVICE PORT	EMERGENCY PORT	RESERVOIR PORTS	DELIVERY PORT	DESCRIPTION
A1000SP	A1000S	1/4"	1/4"	(4) 1/4"	.387"	
110200P	110200	1/4"	1/4"	(4) 3/8"	.387"	Ratio Style
110205P	110205	3/8"	3/8"	(4) 3/8"	.387"	Ratio Style
110338P	110338	3/8"	3/8"	(4) 3/8"	.387"	Non-Charging For Dollies
110459P	110459	3/8"	3/8"	(4) 3/8"	—	8.5 ± 1 Crack Pressure
110470P	110470	3/8"	3/8"	(4) 3/8"	.387"	—
110475P	110475	3/8"	3/8"	(4) 3/8"	.387"	3/8" Auxiliary Supply



281865P

PN	CROSS	SUPPLY PORT	DELIVERY PORT(S)	SERVICE PORT	EMERGENCY PORT
065451P*	065151	3/8", 3/4"	1/4"	1/4"	1/4"
281865P	281865 281860	3/8", 3/4"	(2) 1/4", (2) 3/8"	1/4"	1/4"

**Must be used with pressure regulating valve.*




30400P

PN	CROSS	SUPPLY PORT	DELIVERY PORT	SERVICE PORT	EMERGENCY PORT	DESCRIPTION
30300P	KN30300	3/4"	1/4"	1/4"	1/4"	Charging
30400P	KN30400	3/4"	3/8"	1/4"	1/4"	Charging

FOOT / TRACTOR PROTECTION VALVES

FOOT VALVE - SINGLE CIRCUIT

PN	CROSS	SUPPLY PORTS	DELIVERY PORTS	AUXILIARY PORTS
277863P	277863 229501	(2) 1/2"	(4) 1/2"	(2) 1/4"
278998P	278998	(2) 1/2"	(4) 3/8"	(2) 1/4"



277863P

FOOT VALVE - DUAL CIRCUIT

PN	CROSS	SUPPLY PORTS	DELIVERY PORTS	EXHAUST	FIRE WALL PORT
101818P	101818	(4) 1/4"	(4) 1/4"	Diaphragm	—
286171P	286171	(4) 3/8"	(4) 3/8"	—	—
284760P	284760	(4) 3/8"	(4) 3/8"	Diaphragm	Not Threaded



284760P



286171P

TREADLE

PN	DESCRIPTION
SN4017AP	45° Angle - Replacement



SN4017AP

TRACTOR PROTECTION VALVE

PN	CROSS	TRACTOR EMERGENCY PORT	TRACTOR SERVICE PORT	TRAILER EMERGENCY PORT	TRAILER SERVICE PORT
279000P	279000	1/4"	3/8"	1/2"	1/2"




279000P

Two line non-automatic.

AIR SEAT / BALL / CHECK / HORN / PULL DRAIN

BALL VALVES



PN	DESCRIPTION	PN	DESCRIPTION
BV4	1/4" Diameter	BV20	1 1/4" Diameter
BV6	3/8" Diameter	BV24	1 1/2" Diameter
BV8	1/2" Diameter	BV32	2" Diameter
BV12	3/4" Diameter	BV40	2 1/2" Diameter
BV16	1" Diameter	BV48	3" Diameter


All Sizes - 600 PSI W.O.G. use for Air, Water, Gas & Oil.

CHECK VALVES



PN	DESCRIPTION	CROSS	TYPE/ INLET	SIZE/ OUTLET
23000P	One Way	KN23000	Steel Body	1/2"
23010P	One Way	KN23010	Steel Body	3/8"
23040P	One Way	KN23040	Steel Body	3/4"
800369P	One Way	800369	3/4" Female	3/4" Female
800370P	One Way	800370	1/2" Female	1/2" Female
800376P	One Way	800376	1/2" Female	1/2" Male 90°
801144P	One Way	801144	1/4" Female	1/4" Female
278595P	Double Way	278595	1/2" Male	—
278598P	Double Way	278598	3/8" Male	—
278597P	Double Way	278597	3/8" Male	—
278596P	Double Way	278596	1/2" Male	—

PULL DRAIN VALVES



PN	DESCRIPTION
12103P	3 ft. Cord - 1/4 pt.
12104P	4 Cord - 1/4 pt.
12105P	5 ft. Cord - 1/4 pt.
12105U	5 ft. Universal - 1/4 pt.
35013	Low Profile w/64" Cord & Clip - 1/4 pt.

NOTE: 12105U
Is a two-piece
design 400
P.S.I. W.O.G.



HORN VALVES

PN	DESCRIPTION
1630P	Plastic
228928P	Metal



AIR SEAT VALVE

PN	DESCRIPTION
134-3P	Replaces 134-3

SUSPENSION / 2-WAY / PILOT / REGULATOR VALVES / SWITCHES

HEIGHT CONTROL VALVE

PN	CROSS	DESCRIPTION
27000P	KN27000	Replacement HC Valve
90054007P	90054007	Replacement HC Valve
90054074P	90054074	Solenoid - Normally Closed
90054075P	90054075	Solenoid - Normally Open
90554107P	90554107	Pressure Protection Valve
90554241P	90554241	Immediate Response HC Valve
90554271P	90554271	Immediate Response HC Valve w/Dump Valve
SRK168P	SRK168	Replacement Linkage Kit For 90054007P




MANUAL SUPPLY VALVE

PN	CROSS	DESCRIPTION
90054088P	90054088	1/8" Ports



PILOT VALVE

PN	CROSS	DESCRIPTION
90554615P	90554615	1/8" Top - 1/4" Sides



AIR REGULATOR

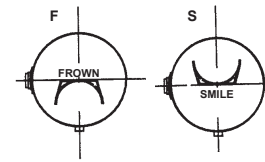
PN	CROSS	DELIVERY PORT	SUPPLY PORT
31070P	KN31070	3/8"	3/8"

SWITCHES

PN	CROSS	DESCRIPTION	PIPE THREAD	TERMINALS	OPERATING PSI
13240P	13240	Spring Brake	1/8"	2	55
13241P	13241	Low Air Pressure	1/8"	2	65
13250P	13250	Stoplight	1/4"	2	4 ± 1
13255P	13255	Trailer Emergency	1/8"	3	55
226262P	226262	Stoplight	1/4"	2	4 ± 1
228600P	228600	Stoplight	1/4"	2	4 ± 1
228750P	228750	Low Pressure	1/4"	2	60
277155P	277155	Low Pressure	1/4"	2	50
279416P	279416	Low Pressure	1/4"	1	60
279472P	279472	Low Pressure	1/4"	2	75
284793P	284793	Low Pressure	1/4"	2	80
38013P	38013	Stoplight	1/4"	2	6 ± 1




AIR TANKS / SAFETY POP-OFF VALVES



BRACKET
 *A = ABOVE
 B = BELOW

AIR TANKS

PN	CUBIC INCH CAPACITY	LENGTH	DIAM.	MAIN PORT SIZE	DRAIN PORT	BRACKET	END PORT
HT1200	2800	29.5"	12"	3/4"	1/4"	F	B - 3/8"
HT1205	2800	29.5"	12"	1 3/4"	1/4"	F	A - 3/8"
HT1217	2800	29.5"	12"	2 3/4" Same Side	1/4"	S	A - 3/8"
HT1219	2800	29.5"	12"	2 3/4" Same - 3/4" Opp.	1/4"	F	B - 3/8"
HT1229	2800	29.5"	12"	2 3/4" Same Side	1/4"	F	B - 3/8"
HT1242	2800	29.5"	12"	2 3/4"	1/4"	S	B - 3/8"
HT1266	2800	29.5"	12"	1/2"	1/4"	F	B - 3/8"
HT1270	1425	29.5"	12"	2 3/4"	1/4"	S	A - 3/8"
HT8000	1425	32"	8"	1 3/4"	1/4"	F	B - 3/8"
HT8001	1425	32"	8"	3/4"	1/4"	S	A - 3/8"
HT8007	1425	32"	8"	2 3/4"	1/4"	S	A - 3/8"
HT8014	1425	32"	8"	2 3/4"	1/4"	S	B - 3/8"
HT8015	1425	32"	8"	2 1/2"	1/4"	S	B - 3/8"
HT8035	1425	32"	8"	3/4" End Ports Centered	1/4"	None	Center 1/2"
HT8052	1488	32"	8"	2 3/4"	1/4"	F	B - 3/8"
HT9500	1488	27.5"	9.5"	3/4"	1/4"	F	B - 3/8"
HT9501	1488	27.5"	9.5"	1 3/4"	1/4"	S	B - 3/8"
HT9508	1488	27.5"	9.5"	2 3/4"	1/4"	F	B - 3/8"
HT95118	1488	27.5"	9.5"	3/4" - 1/2"	1/4"	F	B - 3/8"
HT95119	1488	27.5"	9.5"	2 3/4" Same Side	1/4"	S	B - 3/8"
HT9515	1488	27.5"	9.5"	2 1/2"	1/4"	F	B - 3/8"
HT95156	1488	27.5"	9.5"	2 3/4" Same Side	1/4"	F	B - 3/8"
HT95161	1488	27.5"	9.5"	2 3/4" Same -3/4" Opp.	1/4"	F	B - 3/8"
HT9518	1488	27.5"	9.5"	3/4"	1/4"	F	B - 1/2"
HT9523	1488	27.5"	9.5"	1/2"	1/4"	F	B - 3/8"
HT9534	1488	27.5"	9.5"	2 3/4"	1/4"	S	B - 3/8"
HT9553	1488	27.5"	9.5"	3 3/4"	1/4"	S	B - 3/8"
HT9575	1488	27.5"	9.5"	2 1/2"	1/4"	F	A - 3/8"
HT9577	1488	27.5"	9.5"	2 1/2"	1/4"	S	B - 3/8"
HT1068	Mounting Pads - Standard Pack 1						




SAFETY POP-OFF VALVES

PN	CROSS	NPTF	BODY	FOR USE ON
205105P	205105	1/4"	Long	Air Tanks
284142P	284142	1/4"	Long	Air Tanks
284143P	284143	3/8"	Long	Air Tanks
35901	KN31200	1/4"	Short	Air Tanks
35903	KN31250	3/8"	Short	Air Tanks
35905	KN31400	1/4"	Long	Air Lines
35907	KN31450	3/8"	Long	Air Lines

TRANSMISSION / SOLENOID VALVES / TAIL GATE & 5TH WHEEL


TRANSMISSION VALVES - EATON/FULLER REPLACEMENT

PN	DESCRIPTION
A3546	Range Valve
A4041	Air Filter Assembly
A4487	Selector Valve
A4490	Selector Valve
A4491	Selector Valve
A4688	Slave Valve
A4740	Air Regulator
A4957	RTO14613 CS Assembly
A5000	Slave Valve Assembly
A6909	Roadranger Valve (Old A5010)
A6910	Roadranger Type Valve
A6913	Roadranger Valve (Old A4900)
A6915	Roadranger Valve (Old A5015)
A6918	Roadranger Valve (Old A5013)
14651	Deep-Reduction Valve
16743	Air Regulator Valve
16859	Countershaft Brake Actuator
19974	Splitter Valve Insert



SOLENOID VALVES

PN	CROSS	DESCRIPTION
68231P	A68230	3 Way -12V
68237P	A68237	3 Way -24V
CUP180202	3053430	Fuel 88NT
CUP180203	3045883	Fuel L10
CUP180206	3076343	Fuel N14
FV1	3035342	Fuel 12V
FV2	3035344	Fuel 24V



FV1 & FV2 fit Big Cam I, II, III, IV, except for L10, NT88, N14, & M11

TAIL GATE / 5TH WHEEL CYLINDERS

PN	CROSS	DESCRIPTION	RETRACT LENGTH	EXTENDED LENGTH	TYPE
100122P	100122	22" x 4" Stroke	9 3/8"	13 3/8"	Tail Gate
100123P	100123	22" x 6" Stroke	11 3/8"	17 3/8"	Tail Gate
100124P	100124	22" x 8" Stroke	13 3/8"	21 3/8"	Tail Gate
2524P	100101	6 3/4" Stroke	12 5/8"	—	5th Wheel Air



GLADHANDS / GLADHAND ACCESSORIES

GLADHANDS



36153P



11450P



86300P



11440P



11445P

STRAIGHT GLADHANDS

PN	DESCRIPTION	FILTER	BTC	HM	PH	SLN	TMC	VLC
11450PB*	Universal - 1/2" PT	No	12-40416	11450	12-010	441017	36301	035038
11451PB*	Emergency - Red - 1/2" PT	No	12-40419	11451	12-008	441016	36301	035042
11452PB*	Service - Blue - 1/2" PT	No	12-40418	11452	12-006	441015	35101	035045
36153P	Shutoff - Service - 3/8" Tube	No	—	—	—	—	36153	—
36154P	Shutoff - Service - 1/2" Tube	No	—	—	—	—	36154	—
36253P	Shutoff - Emergency - 3/8" Tube	No	—	—	—	—	36253	—
36254P	Shutoff - Emergency - 1/2" Tube	No	—	—	—	—	36254	—
86300P	Universal Cast Iron - 1/2" PT	No	12-40401	86300	12-410	441092	56321	035001
86301P	Emergency Cast Iron - 1/2" PT	No	—	—	12-408	441089	56221	035032
86302P	Service Cast Iron - 1/2" PT	No	—	—	12-406	441091	56321	035033
441004P	Shutoff - Service - (2) 1/2"	No	12-40430	—	—	441004	36156	035094
441014P	Shutoff - Emergency - (2) 1/2"	No	12-40431	—	—	441014	36256	035095

ANGLED GLADHANDS

PN	DESCRIPTION	FILTER	BTC	HM	PH	SLN	TMC	VLC
11440P	38° Service - Blue - (2) 3/8" PT	Yes	—	11440	12-136	441023	36162	035092
11441P	38° Emergency - Red - (2) 3/8" PT	Yes	—	11441	12-138	441019	36262	035093
11444P	38° Service - Blue - (2) 1/2" PT	Yes	—	11444	—	—	—	—

*Available in Bulk Pk. 50

GLADHAND SEALS & FILTERS




10028P



10017B



10024P



10035P



441721P

PN	DESCRIPTION	STD. PK.	BTC CROSS	HM CROSS	PH CROSS	SLN CROSS	TMC CROSS	VLC CROSS
10024P	Protect -O-Seal	25	12-40404	10024	—	441736	—	—
10028P	Double Lip Seal	50	12-40403	10028	12-012	441714	36001	035007
10017BK	Poly Single Lip Seal - Black	25	—	—	—	441737	36011	—
10017B	Poly Single Lip Seal - Blue	25	—	DA9017B	—	—	—	—
10017R	Poly Single Lip Seal - Red	25	—	DA9017R	—	441738	36012	—
10017B/R	Display Pack 4 Ea. 10017 R & B	1	—	—	—	—	—	—
10035P	Standard Gladhand Filter	50	—	10035	—	—	36002	—
441721P	Contaminant Protector	10	—	11401	—	441721	—	—

GLADHANDS & ACCESSORIES / POGO STICKS

GLADHAND GRIPS & LOCKS

PN	DESCRIPTION
GA1	Gladhand Handles - Aluminum - Pair
GP1	Gladhand Handles - Plastic - Pair
GHL50030	Universal
GHL50031K1	Keyed Alike
GHL50031K2	Keyed Alike




POGO STICKS

PN	DESCRIPTION
PS40	40" Standard
PS40C	40" Chrome




HOSE CLAMPS & SEPARATORS

PN	DESCRIPTION	HM CROSS	SLN CROSS
11401P	Dummy Coupler w/Chain - Vented	11401	—
11540P	2 Hole - 3/8" ID Hose	11540	—
11541P	2 Hole - for 3/8" ID Hose, w/Eyebolt	11541	451001
11542P	3 Hole - for 3/8" ID Hose	11542	—
11543P	3 Hole - for 3/8" ID Hose, w/Eyebolt	11543	451000
11544P	3 Hole - for 3/8" ID Hose	11544	451009
11545P	3 Hole - for 3/8" & 1/2" ID	11545	—
11547P	3 Hole - for 3/8" & 1/2" ID, w/Mounting Bolt	11547	—
34020	3/8" x 3/8" - Replaces 11548	11548	451037
34021	1/2" x 1/2" - Replaces 11549	11549	451038




HOSE SPRINGS & ACCESSORIES

PN	DESCRIPTION	HM CROSS	SLN CROSS
11600P	25.09" Long - 1.13" OD	11600	451049
11601P	12.38" Long - .75" O.D.	11601	451046
11602P	12.67" Long - 1" O.D.	11602	451047
11603P	15.42" Long - 1.08" O.D.	11603	451048
EL17148	Hose Tender Spring w/Case	Phillips 17-148	—
RC3800	Cross Member Frame Clip Spring Support	—	—



AIR BRAKE HOSE / ASSEMBLIES



RUBBER AIR BRAKE HOSE

Power Products bulk air brake hose is made from a seamless EPDM tube with a 4-ply textile spiral reinforcement. It features a weather and oil resistant rubber cover and has a recommended operating temperature range of -40°F to +212°F. It meets or exceeds SAE J1402 Type A and DOT FMVSS No. 106-Brake Hoses, 49CFR 571.106. For field installed, reusable fittings, use our RB series.

SAE J1402A
DOT 571.106

250' REEL PN	50' REEL PN	CROSS	NOMINAL ID	NOMINAL ID	MAX REC. WORKING PRESSURE	MINIMUM BURST PRESSURE	MINIMUM BEND RADIUS	WEIGHT PER 100' POUNDS
3800250	3800250-50	273-6	3/8"	3/4"	225 PSI	225 PSI	3"	24 - 26
1200250	1200250-50	273-6	3/8"	7/8"	225 PSI	225 PSI	3.5"	—



1/4" hose assemblies are suitable replacements for popular transmission air hose assemblies.

All air brake hose assemblies are factory crimped and include appropriate swivel end adapters.

84" and 102" lengths may be in stock for certain sizes.

RUBBER AIR BRAKE HOSE ASSEMBLIES

LENGTH	3/8" ID 1/4" ENDS 1 SWIVEL PN	3/8" ID 3/8" END 1 SWIVEL PN	3/8" ID 3/8" END 2 SWIVEL PN	1/2" ID 3/8" END 1 SWIVEL PN	1/2" ID 3/8" END 2 SWIVEL PN
18"	RH16018	RH16618	RH16418	RH16318	RH16718
20"	RH16020	RH16620	—	RH16320	—
22"	RH16022	RH16622	—	RH16322	—
24"	RH16024	RH16624	RH16424	RH16324	RH16724
26"	RH16026	RH16626	—	RH16326	—
28"	RH16028	RH16628	RH16428	RH16328	RH16728
30"	RH16030	RH16630	RH16430	RH16330	RH16730
32"	RH16032	RH16632	RH16432	RH16332	RH16732
34"	RH16034	RH16634	—	RH16334	RH16736
36"	RH16036	RH16636	RH16436	RH16336	—
38"	RH16038	RH16638	—	RH16338	—
40"	RH16040	RH16640	RH16440	RH16340	RH16740
42"	RH16042	RH16642	RH16442	RH16342	RH16742
44"	RH16044	RH16644	—	RH16344	—
46"	RH16046	RH16646	—	RH16346	RH16748
48"	RH16048	RH16648	RH16448	RH16348	—
54"	RH16054	RH16654	—	RH16354	RH16760
60"	RH16060	RH16660	RH16460	RH16360	—
72"	RH16072	RH16672	RH16472	RH16372	—
84"	—	RH16684	RH16484	—	—
102"	—	—	RH164102	—	—

Sold in bundles of 10.

AIR BRAKE HOSE FITTINGS / HOSE REPAIR KITS

HOSE END REPAIR KITS


PN	DESCRIPTION
31402	Repair Kit For 3/8" ID Air Brake Hose
31403	Repair Kit For 3/8" Air Brake Hose and 1/2" NPTF



31403

RE-USABLE FITTINGS

PN	SIZE	STD. PK.
SPRING		
RB56SG-6	3/8	10
RB56SG-8	1/2	5
HOSE SLEEVE		
RB60-6	3/8	10
RB60-8	1/2	10
HOSE NUT		
RB61-6	3/8	10
RB61-8	1/2	5
ADAPTER		
RB61AD-6-4	3/8 - 1/4	5
RB61AD-6-6	3/8 - 3/8	5
RB61AD-6-8	3/8 - 1/2	5
RB61AD-8-6	1/2 - 3/8	5
RB61AD-8-8	1/2 - 1/2	5
NUT WITH SPRING		
RB61ASSY-6	3/8	5
RB61ASSY-8	1/2	5
SPRING GUARD HOSE NUT		
RB61SG-6	3/8	5
HOSE UNION		
RB62-6	3/8	5
RB62-8	1/2	2




For use with air brake hose assemblies.



AIR BRAKE HOSE FITTINGS

RE-USABLE FITTINGS



PN	SIZE	STD. PK.
MALE HOSE CONNECTOR		
RB68-6-4	3/8 - 1/4	5
RB68-6-6	3/8 - 3/8	5
RB68-6-8	3/8 - 1/2	5
RB68-8-6	1/2 - 3/8	5
RB68-8-8	1/2 - 1/2	5
MALE CONNECTOR BODY		
RB68B-6-4	3/8 - 1/4	5
RB68B-6-6	3/8 - 3/8	5
RB68B-6-8	3/8 - 1/2	5
RB68B-8-6	1/2 - 3/8	5
RB68B-8-8	1/2 - 1/2	5
MALE HOSE CONNECTOR W/SPRING		
RB68SG-6-4	3/8 - 1/4	10
RB68SG-6-6	3/8 - 3/8	10
RB68SG-6-8	3/8 - 1/2	10
RB68SG-8-6	1/2 - 3/8	5
RB68SG-8-8	1/2 - 1/2	5
SWIVEL CONNECTOR		
RB68SW-6-4	3/8 - 1/4	5
RB68SW-6-6	3/8 - 3/8	5
RB68SW-6-8	3/8 - 1/2	5
RB68SW-8-6	1/2 - 3/8	5
RB68SW-8-8	1/2 - 1/2	5

FUNCTIONAL INTERCHANGE


PN	RB60	RB61	RB61ASSY	RB61SG	RB62	RB68	RB68B	RB68SG	RB68SW
Brass Craft	360AB	361AB	371AB	361ABS	—	368AB	368AB-1	378AB	—
Coronet	367	369	379	379L	362	368	370	378	387
Imperial	AB*-73	AB*-81	67RBSG	AB*-82	AB*-*RM	AB*-*PR	AB*-*PR85	AB*-*PR94	—
Parker	60RB	61RB	—	61RBSG	62RB	68RB	68RB-B	68RBSG	66RBSV

Replace with 4 for 1/4", 6 for 3/8", or 8 for 1/2"

AIR BRAKE HOSE FITTINGS

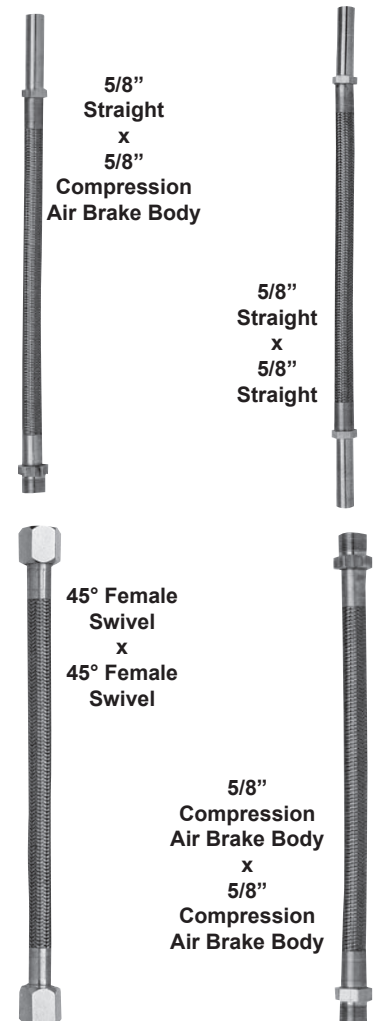
BULKHEAD FITTINGS

TYPE	PN	LENGTH	MOUNTING	EXTERNAL	INTERNAL
1	FN300	2.88"	1 - 14UNS	1/2 - 14NPTF	1/4 - 18NPTF
2	FN304	1.69"	1 - 14UNS	1/2 - 14NPTF	3/8 - 18NPTF
2	FN346	1.91"	1 - 14UNS	1/2 - 14NPTF	3/8 - 18NPTF
2	FN315	2.13"	1 - 14UNS	1/2 - 14NPTF	1/4 - 18NPTF
3	FN311	.94"	3/4 - 16UNS		1/4 - 18NPTF
3	FN306	1.50"	3/4 - 16UNS		1/4 - 18NPTF
3	FN307	1.31"	1 - 14UNS		3/8 - 18NPTF
3	FN408	1.50"	1 1/8 - 14UNS		1/2 - 14NPTF
4	FN308	1.31"	7/8 - 20UNF	1/2" TUBE	3/8 - 18NPTF
4	FN309	1.38"	7/8 - 20UNF	3/8" TUBE	3/8 - 18NPTF
5	FN312	1.69"	3/4 - 16UNS	1/2 - 14NPTF	1/4 - 18NPTF
5	FN389	2.16"	3/4 - 16UNS	1/2 - 14NPTF	1/4 - 18NPTF



DISCHARGE HOSES

PN	LENGTH	DESCRIPTION	VEL CROSS	TEC CROSS
919-10	—	1/2" ID / 5/8" OD Teflon Hose	—	—
15118	18"	5/8" Straight / 5/8" Compress	142518	—
15124	24"	5/8" Straight / 5/8" Compress	142524	19DSW324
15130	30"	5/8" Straight / 5/8" Compress	—	19DSW330
15136	36"	5/8" Straight / 5/8" Compress	142536	19DSW336
15148	48"	5/8" Straight / 5/8" Compress	—	19DSW348
15318	18"	5/8" Straight / 5/8" Straight	142518	—
15324	24"	5/8" Straight / 5/8" Straight	142524	19DSW324
15336	36"	5/8" Straight / 5/8" Straight	—	19DSW330
15518	18"	45° F Swivel / 45° F Swivel	142518	—
15524	24"	45° F Swivel / 45° F Swivel	142524	19DSW324
15530	30"	45° F Swivel / 45° F Swivel	—	19DSW330
15532	32"	45° F Swivel / 45° F Swivel	—	—
15536	36"	45° F Swivel / 45° F Swivel	142536	19DSW336
15542	42"	45° F Swivel / 45° F Swivel	—	—
15548	48"	45° F Swivel / 45° F Swivel	—	19DSW348
15552	52"	45° F Swivel / 45° F Swivel	142552	19DSW352
15554	54"	45° F Swivel / 45° F Swivel	142554	19DSW354
15572	72"	45° F Swivel / 45° F Swivel	142572	19DSW372
15584	84"	45° F Swivel / 45° F Swivel	142584	19DSW384
15618	18"	5/8" / 5/8" Compression	142618	—
15624	24"	5/8" / 5/8" Compression	142624	—



AIR BRAKE TUBING / TUBING CUTTER

TUBING



Power Products air brake tubing offers unbeatable quality and reliability for the most demanding fleet customers. Our tubing remains flexible through a wide operating temperature range, from -50°F to +200°F. It is also resistant to oil, grease, gasoline, diesel fuel, road salts, and moisture. Part numbers C602, C604, and C605 (1/8", 1/4", 5/16" O.D.) are single wall, non-reinforced tubing made to type 3A of the SAE standard J844d. C606 thru C612 consists of multi-layer constructions, complete with a seamless core tube, synthetic fiber reinforcement and a tough abrasion-resistant covering. Power Products air brake tubing meets Federal Regulation DOT FMVSS 106 (49CFR 571.106).

BASE PN	NOMINAL O.D. (IN)	NOMINAL WALL (IN)	MIN BURST PSI	MIN BEND RADIUS IN	NET WEIGHT LBS. 100 FT.	OPTIONAL COLOR SUFFIX	AVAILABLE LENGTHS IN FEE
C602	1/8"	.023	1,000	3/8"	.3	B, G, R	100, 500 1000
C6025	5/32"***	.032	1,000	1"	.4	B, G, R	50, 100
C603	3/16"***	.035	1,000	1"	.6	—	100
C604	1/4"	.040	1,200	1"	1.2	B, G, N, R, Y	50, 100, 500 1000
C605	5/16"	.040	1,000	1 1/4"	1.5	—	100
C606	3/8"	.062	1,400	1 1/2"	2.8	B, G, N, R, W, Y	50, 100, 500 1000
C608	1/2"	.061	950	2"	3.9	B, G, N, R, Y	50, 100, 500 1000
C610	5/8"	.092	900	2 1/2"	7.1	B, G, N, R	50, 100, 250
C612	3/4"	.092	800	3"	8.6	G, N	50, 100, 250



* 1/8" tubing does not comply with Federal Regulations DOT FMVSS 106 and should not be used in air brake systems.

**The SAE does not recognize 5/32" and 3/16" tubing for air brake applications.

When ordering tubing, use the base part with a dash (-) followed by the length. For example, 3/8" O.D. tubing in a 100' length would be C606-100. For standard black tubing, no color suffix is needed. Optional colors available include blue (B suffix), green (G), orange (N), red (R), white (W), and yellow (Y). Just place the color suffix after the length to order. Thus, 100' of 3/8" O.D. green tubing would be C606-100G.



TUBING CUTTER

PN	DESCRIPTION
TC100	40" Cuts Up To 5/8" Tubing


COILED AIR SETS / SLIDER COILS

COILED AIR SETS


Coiled air sets meet the requirements of SAE J844 and section 393.45 of the FMVSS, which permits the use of coiled nylon air brake tubing for connections between towed and towing vehicles. Our coiled air sets are designed to work in temperatures ranging from -40 F to +200 F and with operating pressures of not more than 150 psi. They are resistant to attack by gasoline, diesel fuel, methyl alcohol, and zinc chloride.

PN	DESCRIPTION
11012	12' Air Set w/12" Leads
11012B/R	12' Single Blue or Red
11015	15' Air Set w/12" Leads
11015B/R	15' Single Blue or Red
11020	20' Air Set w/12" Leads
11020B/R	20' Single Blue or Red
11040	15' Air Set w/40" Leads
11040B/R	15' w/40" Leads - Blue or Red
21015	15' Air Set w/Long Nut
21015B/R	15' Single Blue or Red

- Up to 50% more flexible at low temperatures.
- Up to 50% more resistant to abrasion.
- Up to 35% higher fitting pull off resistance.
- Up to 4 times quicker recovery after extension.
- Up to 10 times longer life in high frequency flex tests.
- Don't be "short coiled!" Some products advertised as 12' working length, are only 9'!



11015



11040

COILED AIRS - FUNCTIONAL INTERCHANGE							
PN	HM	IMP	PARKER	PH	SLN	TMC	VLC
11012	11950	306AB-08	751641	11-312	451035	55100	022002
11012B	11961	—	741590-Blue	11-3110*	—	55100B	022009
11012R	11960	—	741590-Red	11-3100*	—	55100R	022004
11015	11952	312AB-08	731516	11-315	451036	55101	022025
11015B	11965	—	73512-Blue	11-3180*	—	55101B	022027
11015R	11964	—	731512-Red	11-3170*	—	55101R	022026
11040	11954	340-AB-08	731522	11-3400*	451039	55103	022001
11040B	11969	—	731513-Blue	11-3390*	—	55103B	022008
11040R	11968	—	731513-Red	11-3380*	—	55103R	022005
21015*	—	—	—	11-3150*	451041*	—	—

*Includes extra-long nut on the gladhand end for use as a handle.

FIFTH WHEEL SLIDER COILS

Fifth wheel slider coils provide a self storing means of supplying air to sliding fifth wheels. Kits include fittings and spring guards. Tubing meets SAE J844 Type A, and DOT FMVSS 106 Standard.

PN	DESCRIPTION	TUBING OD	ENDS
11054	54" Working Length	1/4"	1/4" MPT
11072	72" Working Length	1/4"	1/4" MPT
11072BH*	72" Working Length *Includes bulkhead fittings & 1/4" elbow	1/4"	1/4" MPT



11072BH

11072

BLOW GUNS / RECOIL HOSE ASSEMBLIES



63050P



BK1



BG200

BLOW GUNS & KITS


Made from die cast zinc, the BG series blow guns feature brass safety nozzles and convenient hooks for storage and finger protection. The BG200 also features chrome plating. Both models are rated to 150 PSI and for an operating temperature range of 32° to 175°F.

Safety Blow Guns Conform to: U.S. Department of Labor, OSHA Standard 1910.242 (B) allowing less than 30 PSI outlet pressure at the nozzle when dead ended. U.S. Department of Labor, OSHA Standard 1910.95 regulating occupational noise level exposure. Title 4.1 Walsh-Healy Rule and Regulations P50-204.8 Safety and Health Standards.

PN	DESCRIPTION	INLET
63050P	Air Seat Blow Gun Kit	1/4" NPTF
BK1	Economy Blow Gun	1/4" NPTF
BG200	Lever Operated	1/4" NPTF

FUNCTIONAL INTERCHANGE

PP PN	ACME	AMFLO	CAMEL	MILTON	SCHRADER	TRU-FLATE
BG200	A637ST	204-30A	51-124	120	6475	18-232



200PSI maximum working pressure -60° +200°F temperature range.

RECOIL HOSE ASSEMBLIES

For shop use, 1/4" yellow nylon tubing with 1/4" nickle-plated male swivel fittings on both ends. Includes spring guards.

PN	DESCRIPTION	TUBE ID	SWIVEL ENDS	WORKING LENGTH
RH412	Hose Assembly	1/4"	1/4" MPT	12'
RH425	Hose Assembly	1/4"	1/4" MPT	25'
RH450	Hose Assembly	1/4"	1/4" MPT	50'

FUNCTIONAL INTERCHANGE

PP PN	ACME	AMFLO	CAMEL	MILTON	SCHRADER	TRU FLATE
RH412	A762B12	4-12	55-460	1667	6127	—
RH425	A762B25	4-25	55-461	1669	6127A	23-403
RH450	A7262B50	4-50	55-462	1670	6127B	23-404

PART NUMBERING SYSTEM

PREFIXES


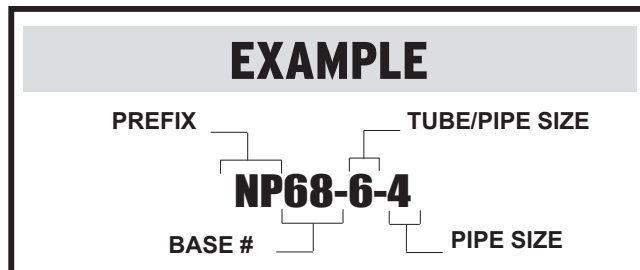

PN PREFIX	DESCRIPTION
A	Copper Air Brake Fittings
BG	Blow Guns
BP	Brass Pipe Fittings
BV	Ball Valves
C	Compression Fittings
D	Drain Cocks, Valves
F	Flared Fittings
FN	Frame Nipples
HB	Hose Barb Fittings
HQD	Hydraulic Quick Disconnects
IF	Inverted Flare Fittings
N	Air Brake Fittings
NP	Air Brake Push-On Fittings
NV	Needle Valves
PH	Push-On Hose Fittings
QD	Quick Disconnects
RB	Rubber Air Brake Hose Fittings
RH	Recoil Hose, Fittings
SF	Split Ferrule Transmission Fittings
TV	Truck Valves
V	Ground Plug Shutoff Valves, Cocks

TUBE/PIPE

NO = INCHES
1 = 1/16"
2 = 1/8"
25 = 5/32"
3 = 3/16"
4 = 1/4"
5 = 5/16"
6 = 3/8"
8 = 1/2"
10 = 5/8"
12 = 3/4"
16 = 1"
20 = 1-1/4"
24 = 1-1/2"
32 = 2"

BASE NUMBERS

AIR BRAKE / COMPRESSION	
PN	DESCRIPTION
60	Sleeves/Ferrules
61	Nuts
62	Union
62BH	Bulkhead Union
63	Insert
64	Union Tee
65	Union, 90° Elbow
66	Female Connector
68	Male Connector
69	Male 90° Elbow
70	Female 90° Elbow
71	Male Run Tee
72	Male Branch Tee
75	Male 45° Elbow
Z	Grease Zerks
FLARED FITTINGS	
PN	DESCRIPTION
39	Plug
40	Cap
41	Nut
42	Union
44	Union Tee
45	Male Branch Tee
46	Female Connector
48	Male Connector
49	Male 90° Elbow
50	Female 90° Elbow
51	Male Run Tee
59	Male 45° Elbow




ORGANIZERS / STORAGE BINS & SEALANT TAPE




BRASS SHELF ORGANIZERS

PN	DESCRIPTION
BINBOX4	4" Wide x 12" Deep
BINBOX6	6" Wide x 12" Deep
BINBOX10	10" Wide x 12" Deep



BRASS SHELF OPEN STORAGE

PN	DESCRIPTION
40B	40 Open Bins - Metal Shelving 2' H X 1' D X 33" W



BRASS SHELF DRAWER STORAGE

PN	DESCRIPTION
BFC64	64 bin metal shelving comes with 64 individual plastic drawers. 21.5" H X 6.5" D X 26" W



*Anti-leak, non-adhesive
thread seal meets
Mil. Spec. T-27730A.
Commonly used for
NPT threads on air
valves and fittings.*

BRASS TAPE SEALANT

PN	SIZE	STD. PK.
TP260	1/2" x 260"	10
TP520	1/2" X 520"	10

AIR BRAKE / TUBING FITTINGS

N60 SLEEVE

PN	SIZE	STD. PK.
N60-3	3/16	25
N60-4	1/4	50
N60-6	3/8	50
N60-8	1/2	50
N60-10	5/8	25
N60-12	3/4	10



CAUTION! NEVER reuse sleeves when reinstalling these fittings. Always replace with a new sleeve.

N61 NUT

PN	SIZE	STD. PK.
N61-3	3/16	10
N61-4	1/4	10
N61-6	3/8	10
N61-8	1/2	5
N61-10	5/8	5
N61-12	3/4	5



Tube

N62 UNION

PN	SIZE	STD. PK.
N62-4	1/4	5
N62-6	3/8	5
N62-8	1/2	2
N62-10	5/8	2
N62-12	3/4	2



Tube Both Ends

N62BH BULKHEAD UNION

PN	SIZE	STD. PK.
N62BH-3	3/16	2
N62BH-4	1/4	2



Tube Both Ends

N63 INSERT

PN	SIZE	STD. PK.
N63-4	1/4	50
N63-5	5/16	50
N63-6	3/8	50
N63-8	1/2	50
N63-10	5/8	25
N63-12	3/4	10



Tube

N64 TEE

PN	SIZE	STD. PK.
N64-4	1/4	2
N64-6	3/8	2
N64-8	1/2	2
N64-10	5/8	1



Tube All Ends

N65 UNION ELBOW 90°

PN	SIZE	STD. PK.
N65-4	1/4	5
N65-6	3/8	5
N65-8	1/2	5
N65-10	5/8	5



Tube Both Ends

N66 FEMALE CONNECTOR

PN	SIZE	STD. PK.
N66-4-2	1/4X1/8	5
N66-4-4	1/4X1/4	5
N66-6-2	3/8X1/8	5
N66-6-4	3/8X1/4	5
N66-6-6	3/8X3/8	5
N66-8-6	1/2X3/8	5
N66-8-8	1/2X1/2	2
N66-10-6	5/8X3/8	5
N66-10-8	5/8X1/2	5



N68 MALE CONNECTOR

PN	SIZE	STD. PK.
N68-3-2	3/16X1/8	5
N68-3-4	3/16X1/4	5
N68-4-2	1/4X1/8	5
N68-4-4	1/4X1/4	5
N68-4-6	1/4X3/8	5
N68-6-2	3/8X1/8	5
N68-6-4	3/8X1/4	5
N68-6-6	3/8X3/8	5
N68-6-8	3/8X1/2	5
N68-8-4	1/2X1/4	2
N68-8-6	1/2X3/8	2
N68-8-8	1/2X1/2	2
N68-8-12	1/2 X 3/4	2
N68-10-6	5/8X3/8	2
N68-10-8	5/8X1/2	2
N68-10-12	5/8 X 3/4	2
N68-12-8	3/4X1/2	2
N68-12-12	3/4X3/4	2



Tube to MPT

AIR BRAKE / TUBING FITTING

N69 MALE ELBOW 90°



Tube to MPT

PN	SIZE	STD. PK.
N69-3-2	3/16X1/8	5
N69-4-2	1/4X1/8	5
N69-4-4	1/4X1/4	5
N69-4-6	1/4X3/8	5
N69-6-2	3/8X1/8	5
N69-6-4	3/8X1/4	5
N69-6-6	3/8X3/8	5
N69-6-8	3/8X1/2	5
N69-8-4	1/2X1/4	5
N69-8-6	1/2X3/8	2
N69-8-8	1/2X1/2	2
N69-10-6	5/8X3/8	2
N69-10-8	5/8X1/2	2
N69-10-12	5/8X3/4	2
N69-12-8	3/4X1/2	2
N69-12-12	3/4X3/4	2



Tube to MPT

N72 MALE BRANCH TEE

PN	SIZE	STD. PK.
N72-3-2	3/16X1/8	2
N72-4-2	1/4X1/8	2
N72-4-4	1/4X1/4	2
N72-6-2	3/8X1/8	2
N72-6-4	3/8X1/4	2
N72-6-6	3/8X3/8	2
N72-8-4	1/2X1/4	2
N72-8-6	1/2X3/8	2
N72-8-8	1/2X1/2	2
N72-10-8	5/8X1/2	1

N70 FEMALE ELBOW 90°



Tube Both Ends

PN	SIZE	STD. PK.
N70-4-2	1/4X1/8	5
N70-4-4	1/4X1/4	5
N70-6-4	3/8X1/4	5
N70-6-6	3/8X3/8	5
N70-8-8	1/2X1/2	2
N70-10-8	5/8X1/2	2




Tube to MPT

N79 MALE ELBOW 45°

PN	SIZE	STD. PK.
N79-4-2	1/4X1/8	5
N79-4-4	1/4X1/4	5
N79-6-2	3/8X1/8	5
N79-6-4	3/8X1/4	5
N79-6-6	3/8X3/8	5
N79-6-8	3/8X1/2	2
N79-8-4	1/2X1/4	2
N79-8-6	1/2X3/8	2
N79-8-8	1/2X1/2	2
N79-10-6	5/8X3/8	2
N79-10-8	5/8X1/2	2
N79-12-8	3/4X1/2	1

N71 MALE RUN TEE



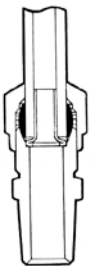
Tube to MPT

PN	SIZE	STD. PK.
N71-4-2	1/4X1/8	2
N71-4-4	1/4X1/4	2
N71-6-4	3/8X1/4	2
N71-6-6	3/8X3/8	2
N71-8-6	1/2X3/8	2
N71-8-8	1/2X1/2	1
N71-10-8	5/8X1/2	1

AIR BRAKE TUBE FITTINGS

Technical Information

- Meets standards of SAE and DOT FMVSS 571.106 air brake specifications.
- Straights and shapes manufactured from CA360 and CA345 brass.
- For use with J844 Type A & B tubing.
- Working pressures up to 150 psi.
- Temperature range of -40° to +200°F.
- Excellent vibration resistance.
- No special tubing preparation.
- Ease of assembly.



FUNCTIONAL INTERCHANGE

PP PN	N69	N70	N71	N72	N79
Brass Craft	769AB	770AB	771AB	772AB	779AB
Coronet	469	470	471	472	480
Imperial	4-469-F*	—	4-471-F*	4-472-F*	4-474-F*
Parker	VS269NTA	270NTA	VS271NTA	VS272NTA	VS279NTA
Weatherhead	1469	1470	1471	1472	1480

* Forged brass body.

AIR BRAKE DOT PUSH-IN FITTINGS

DOT PUSH-IN FEATURES

- For use air brake tubing.
- D.O.T. marked & approved.
- Quick connect, simply push in, no tools needed.
- Quick disconnect.
- Ideal for tight fit applications under dash.
- Full flow design. 60% better flow than standard compression fittings with inserts.
- Approved for most air brake applications with the exception of frame to axle installation, and between towed and towing vehicles.

NP62 UNION

PN	SIZE	STD. PK.
NP62-2	1/8	10
NP62-25	5/32	10
NP62-3	3/16	10
NP62-4	1/4	10
NP62-6	3/8	10
NP62-8	1/2	5
NP62-10	5/8	5
NP62-12	3/4	5



Tube Both Ends

NP62BH BULKHEAD UNION

PN	SIZE	STD. PK.
NP62BH-4	1/4	2
NP62BH-8	1/2	2
NP62BH-10	5/8	1



Tube Both Ends

NP64 UNION TEE

PN	SIZE	STD. PK.
NP64-4	1/4	10
NP64-6	3/8	10
NP64-8	1/2	10
NP64-10	5/8	5
NP64-12	3/4	5



Tube All Ends

NP65 UNION ELBOW 90°

PN	SIZE	STD. PK.
NP65-4	1/4	10
NP65-6	3/8	10
NP65-8	1/2	5



Tube Both Ends

NP66 FEMALE CONNECTOR

PN	SIZE	STD. PK.
NP66-4-2	1/4X1/8	10
NP66-4-4	1/4X1/4	10
NP66-6-2	3/8X1/8	10
NP66-6-4	3/8X1/4	5
NP66-6-6	3/8X3/8	5
NP66-8-6	1/2X3/8	5
NP66-8-8	1/2X1/2	5



Tube to FPT

NP68 MALE CONNECTOR

PN	SIZE	STD. PK.
NP68-2-1	1/8X1/16	10
NP68-2-2	1/8X1/8	10
NP68-25-1	5/32X1/16	10
NP68-25-2	5/32X1/8	10
NP68-3-1	3/16X1/16	10
NP68-3-2	3/16X1/8	10
NP68-3-4	3/16X1/4	10
NP68-4-2	1/4X1/8	10
NP68-4-4	1/4X1/4	10
NP68-4-6	1/4X3/8	10
NP68-6-2	3/8X1/8	10
NP68-6-4	3/8X1/4	10
NP68-6-6	3/8X3/8	10
NP68-6-8	3/8X1/2	10
NP68-8-4	1/2X1/4	10
NP68-8-6	1/2X3/8	10
NP68-8-8	1/2X1/2	10
NP68-10-6	5/8X3/8	5
NP68-10-8	5/8X1/2	5
NP68-12-8	3/4X1/2	5
NP68-12-12	3/4X3/4	5



Tube to MPT

FUNCTIONAL INTERCHANGE

PP PN	NP62	NP62BH	NP64	NP65	NP68
Coronet	962	975	964	965	968
Parker	62PMT	62PMTBH	264PMT	265PMT	68PMT
Velvac	0166xx	0168xx	0169xx	1472	0161xx

AIR BRAKE DOT PUSH-IN FITTINGS

NP69 MALE ELBOW 90°



Tube to MPT

STANDARD PN	SWIVEL PN	SIZE	STD. PK.
NP69-2-2	—	1/8X1/8	10
NP69-25-2	—	5/32X1/8	10
—	NP69SW-2-4	1/4X1/8	10
NP69-4-2	NP69SW-4-2	1/4X1/8	10
NP69-4-4	NP69SW-4-4	1/4X1/4	10
NP69-4-6	NP69SW-4-6	1/4X3/8	10
NP69-6-2	NP69SW-6-2	3/8X1/8	10
NP69-6-4	NP69SW-6-4	3/8X1/4	10
NP69-6-6	NP69SW-6-6	3/8X3/8	5
NP69-6-8	NP69SW-6-8	3/8X1/2	5
NP69-8-4	NP69SW-8-4	1/2X1/4	2
NP69-8-6	NP69SW-8-6	1/2X3/8	10
NP69-8-8	NP69SW-8-8	1/2X1/2	10
NP69-10-6	—	5/8X3/8	5
NP69-10-8	NP69SW-10-8	5/8X1/2	5
NP69-12-8	NP69SW-12-8	3/4X1/2	5
NP69-12-12	NP69SW-12-12	3/4X3/4	5

NP72 MALE BRANCH TEE

STANDARD PN	SWIVEL PN	SIZE	STD. PK.
NP72-4-2	—	1/4X1/8	10
NP72-4-4	NP72SW-4-4	1/4X1/4	10
NP72-6-4	NP72SW-6-4	3/8X1/4	5
NP72-6-6	NP72SW-6-6	3/8X3/8	5
NP72-8-4	—	1/2X1/4	5
NP72-8-6	NP72SW-8-6	1/2X3/8	10



Tube to MPT

NP77 FEMALE BRANCH TEE

PN	SIZE	STD. PK.
NP77-4-2	1/4X1/8	10
NP77-4-4	1/4X1/4	5
NP77-6-4	3/8X1/4	5
NP77-6-6	3/8X3/8	2



Tube to FPT

NP79 MALE ELBOW 45°

STANDARD PN	SWIVEL PN	SIZE	STD. PK.
NP79-4-2	—	1/4X1/8	10
NP79-4-4	—	1/4X1/4	5
NP79-6-4	NP79SW-6-4	3/8X1/8	10
NP79-6-6	NP79SW-6-6	3/8X1/4	5
NP79-6-8	NP79SW-6-8	3/8X1/2	2
NP79-8-4	—	3/8X1/2	2
NP79-8-6	—	1/2X1/4	10
NP79-8-8	—	1/2X3/8	10
NP79-10-6	—	5/8X3/8	2
NP79-10-8	NP79SW-10-8	5/8X1/2	5
NP79-12-12	—	3/4X3/4	2



Tube to MPT

NP70 FEMALE ELBOW 90°



Tube to FPT

PN	SIZE	STD. PK.
NP70-4-6	1/4X3/8	5
NP70-6-4	3/8X1/4	5
NP70-6-6	3/8X3/8	5
NP70-8-8	1/2X1/2	2

NP71 MALE RUN TEE




Tube to MPT

STANDARD PN	SWIVEL PN	SIZE	STD. PK.
NP71-4-2	NP71SW-4-2	1/4X1/8	10
NP71-4-4	NP71SW-4-4	1/4X1/4	5
NP71-6-4	NP71SW-6-4	3/8X1/4	5
NP71-6-6	NP71SW-6-6	3/8X3/8	5
NP71-8-6	—	1/2X3/8	10

CONNECTION FEATURES

To Connect Tube

Cut plastic tube as squarely as possible. Insert tube end into fitting, sliding over tube support until friction is felt as tube slides past the O-ring. Then continue to push in until tubing bottoms out firmly against the internal support.



To Disconnect Tube

With thumb and forefinger, hold down the top of the insert against the fitting body. With the other hand, pull out the tubing.



FUNCTIONAL INTERCHANGE

PP PN	NP69	NP70	NP71	NP72	NP77	NP79
Coronet	969	970	971	972	977	980
Parker	269PMT	270PMT	271PMT	272PMT	—	279PMT
Velvac	0162xx	—	—	0163xx	—	0164xx

SPLIT FERRULE TRANSMISSION FITTINGS

WARNING: 1/8, 5/32, 3/16 Fittings are Not Approved for Air Brake Usage. 5/32 fittings include inserts.

SF60 SLEEVE

PN	SIZE	STD. PK.
SF60-2	1/8	25
SF60-25	5/32	25



Tube

CAUTION! NEVER reuse sleeves when reinstalling these fittings. Always replace with a new sleeve.

SF61 NUT

PN	SIZE	STD. PK.
SF61-2	1/8	25
SF61-25	5/32	25



Tube

SF62 UNION

PN	SIZE	STD. PK.
SF62-2	1/8	10
SF62-25	5/32	10



Tube to Tube

SF63 INSERT

PN	SIZE	STD. PK.
SF63-2	1/8	25
SF63-3	3/16	25



Tube

SF68 MALE CONNECTOR

PN	SIZE	STD. PK.
SF68-2-1	1/8X1/16	10
SF68-2-2	1/8X1/8	10
SF68-25-1	5/32X1/16	10
SF68-25-2	5/32X1/8	10
SF68-3-2	3/16X1/8	25



Tube to MPT

SF69 MALE ELBOW 90°

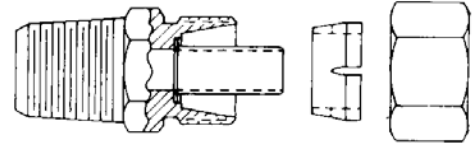
PN	SIZE	STD. PK.
SF69-2-1	1/8X1/16	10
SF69-2-2	1/8X1/8	10
SF69-25-2	5/32X1/8	10



Tube to MPT

Split Ferrule fittings are ideal for transmission applications, due to their excellent vibration resistance.

For small diameter tubing in rough service situations, split ferrule fittings are far superior to standard compression and poly-tube type fittings.



FUNCTIONAL INTERCHANGE

PP PN	BTC	Coronet	Fuller	Parker	VLC
SF60-2	12-09910	560-2	83001	60TF-2	011000
SF60-25	12-09908	560-2.5	83002	60TF-5/32	011020
SF61-2	12-09902	561-2	83501	61TF-2	011012
SF61-25	12-09900	561-2.5	83502	61TF-5/32	011016
SF62-2	12-09950	562-2	84101	62TF-2	011032
SF62-25	12-09948	562-2.5	84102	62TF-5/32	011034
SF63-2	12-09802	P61-2	—	—	—
SF68-2-1	12-09920	568-21	84001	68TF-2-1	012016
SF68-2-2	12-09922	568-22	84002	68TF-2-2	—
SF68-25-1	12-09916	568-2.51	84003	68TF-5/32-1	012012
SF68-25-2	12-09917	568-2.51	84004	68TF-5/32-2	012014
SF69-2-1	12-09933	569-21	—	—	—
SF69-2-2	12-09932	569-22	85002	269TF-2-2	012066
SF69-25-2	12-09931	569-2.52	85001	269TF-5/32-2	012064

AIR BRAKE COPPER FITTINGS

A60 SLEEVE

For Copper Tubing Only



Tube

PN	SIZE	STD. PK.
A60-4	1/4	50
A60-6	3/8	50
A60-8	1/2	50
A60-10	5/8	25
A60-12	3/4	10

CAUTION! NEVER reuse sleeves when reinstalling these fittings. Always replace with a new sleeve.

A66 FEMALE ADAPTER



Tube To FPT

PN	SIZE	STD. PK.
A66-4-4	1/4X1/4	5
A66-6-2	3/8X1/8	5
A66-6-4	3/8X1/4	5
A66-6-6	3/8X3/8	5
A66-8-6	1/2X3/8	2
A66-8-8	1/2X1/2	2
A66-10-8	5/8X1/2	2

A61 NUT

For Copper Tubing Only



Tube

PN	SIZE	STD. PK.
A61-4	1/4	10
A61-6	3/8	10
A61-8	1/2	10
A61-10	5/8	5
A61-12	3/4	5

A68 MALE CONNECTOR



Tube to MPT

PN	SIZE	STD. PK.
A68-4-2	1/4X1/8	10
A68-4-4	1/4X1/4	10
A68-6-2	3/8X1/8	5
A68-6-4	3/8X1/4	5
A68-6-6	3/8X3/8	5
A68-6-8	3/8X1/2	2
A68-8-4	1/2X1/4	2
A68-8-6	1/2X3/8	2
A68-8-8	1/2X1/2	2
A68-10-6	5/8X3/8	2
A68-10-8	5/8X1/2	2
A68-12-12	3/4X3/4	2

A62 UNION



Tube Both Ends

PN	SIZE	STD. PK.
A62-4	1/4	5
A62-6	3/8	5
A62-8	1/2	2
A62-10	5/8	5

A64 UNION TEE



Tube All Ends

PN	SIZE	STD. PK.
A64-4	1/4	2
A64-6	3/8	2
A64-8	1/2	2
A64-10	5/8	2

FUNCTIONAL INTERCHANGE							
PP PN	N63	A60	A61	A62	A64	A66	A68
Brass Craft	—	260AB	261AB	262AB	264AB	266AB	268AB
Coronet	463	B60	B161	B162	B164	B166	B168
Imperial	459-F	460-F	461-F	462-F	464-F*	466-F	468-F
Parker	63NTA	60AB	61AB	62AB	264AB	66AB	VS68AB**
Weatherhead	1484	1360	1361	1362	1364	1366	1368

*Forged brass body. All others listed are extruded brass (barstock).

**Parker fittings with VS prefix include thread sealant. Power Products fittings do not.

AIR BRAKE COPPER FITTINGS

A69 MALE ELBOW 90°

PN	SIZE	STD. PK.
A69-4-2	1/4X1/8	10
A69-4-4	1/4X1/4	10
A69-4-6	1/4X3/8	5
A69-6-2	3/8X1/8	5
A69-6-4	3/8X1/4	5
A69-6-6	3/8X3/8	5
A69-6-8	3/8X1/2	10
A69-8-4	1/2X1/4	2
A69-8-6	1/2X3/8	2
A69-8-8	1/2X1/2	2
A69-10-6	5/8X3/8	2
A69-10-8	5/8X1/2	5
A69-12-8	3/4X1/2	2
A69-12-12	3/4X3/4	2



Tube to MPT

A71 MALE RUN TEE

PN	SIZE	STD. PK.
A71-4-2	1/4X1/8	5
A71-4-4	1/4X1/4	5
A71-6-4	3/8X1/4	2
A71-6-6	3/8X3/8	2



Tube to MPT

A72 MALE BRANCH TEE

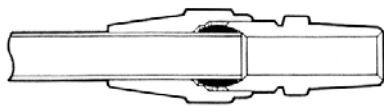
PN	SIZE	STD. PK.
A72-4-2	1/4X1/8	5
A72-6-2	3/8X1/8	5
A72-6-4	3/8X1/4	2
A72-6-6	3/8X3/8	2
A72-8-6	1/2X3/8	2



Tube to MPT

Copper Tube Fittings Technical Information

- All Power Products copper tube fittings meet DOT and SAE standards.
- Straights and shapes manufactured from CA360 and CA345 brass.
- For use with copper tubing air brake systems.
- Working pressures up to 400 psi.
- Temperature range of -65° to +250°F.
- Fair vibration resistance.
- No special tubing preparation.
- Ease of assembly.



A79 MALE ELBOW 45°

PN	SIZE	STD. PK.
A79-4-2	1/4X1/8	5
A79-6-4	3/8X1/4	5
A79-6-6	3/8X3/8	5
A79-8-6	1/2X3/8	2
A79-8-8	1/2X1/2	2
A79-10-6	5/8X3/8	1
A79-10-8	5/8X1/2	1



Tube to MPT

FUNCTIONAL INTERCHANGE

PP PN	A69	A71	A72	A79
Brass Craft	269AB	271AB	272AB	279AB
Coronet	B169	B171	B172	B177
Imperial	459-F	461-F	462-F	464-F*
Parker	VS269AB**	VS271AB**	VS272AB**	VS279AB**
Weatherhead	1369	1371	1372	1380

**Forged brass body. All others listed are extruded brass (barstock).*

***VS prefix indicates pre-applied thread sealant. Power Products fittings do not include this.*

BRASS PIPE FITTINGS

BP100 ELBOW 90°



FPT to FPT

PN	SIZE	STD. PK.
BP100-2	1/8	10
BP100-4	1/4	10
BP100-6	3/8	5
BP100-8	1/2	5
BP100-12	3/4	5


BP104 UNION



FPT Both Ends

PN	SIZE	STD. PK.
BP104-2	1/8	5
BP104-4	1/4	5
BP104-6	3/8	5
BP104-8	1/2	2

BP101 TEE



FPT All Ends

PN	SIZE	STD. PK.
BP101-2	1/8	5
BP101-4	1/4	5
BP101-6	3/8	5
BP101-8	1/2	2
BP101-12	3/4	5

BP108 CAP



FPT

PN	SIZE	STD. PK.
BP108-2	1/8	10
BP108-4	1/4	10
BP108-6	3/8	5
BP108-8	1/2	5
BP108-12	3/4	2

BP102 CROSS



FPT All Ends

PN	SIZE	STD. PK.
BP102-2	1/8	10
BP102-4	1/4	10
BP102-6	3/8	10
BP102-8	1/2	10

BP109 SQUARE HEAD PLUG



MPT

PN	SIZE	STD. PK.
BP109-2	1/8	10
BP109-4	1/4	10
BP109-6	3/8	5
BP109-8	1/2	5
BP109-12	3/4	5
BP109-16	1	5

BP103 COUPLING



FPT Both Ends

PN	SIZE	STD. PK.
BP103-2	1/8	10
BP103-4	1/4	10
BP103-6	3/8	5
BP103-8	1/2	2
BP103-12	3/4	5
BP103-16	1	2

BP110 REDUCER BUSHING



MPT to FPT

PN	SIZE	STD. PK.
BP110-4-2	1/4X1/8	10
BP110-6-2	3/8X1/8	10
BP110-6-4	3/8X1/4	10
BP110-8-2	1/2X1/8	5
BP110-8-4	1/2X1/4	5
BP110-8-6	1/2X3/8	5
BP110-12-2	3/4X1/8	2
BP110-12-4	3/4X1/4	2
BP110-12-6	3/4X3/8	2
BP110-12-8	3/4X1/2	2
BP110-16-8	1X1/2	2
BP110-16-12	1X3/4	2

FUNCTIONAL INTERCHANGE

PP PN	BP100	BP101	BP102	BP103	BP104	BP108	BP109	BP110
Brass Craft	200	203	102	207	104	213	211	PRB
Coronet	100	101	102	103	104	108	109	110
Imperial	100-B*	101-B*	102-B*	103-B	104-B	108-B	109-B	110-B
Parker - Forged	1200P*	1203P*	—	—	—	—	—	—
Parker - Extruded	2200P	2203P	2205P	207P	212P	213P	211P	209P
Weatherhead	3500	3700	3950	3300	3250	3129	3151	3220

*Forged brass body. All others listed are extruded brass (barstock).

BRASS PIPE FITTINGS

BP112 CLOSE NIPPLE

PN	SIZE	STD. PK.
BP112-2	1/8	10
BP112-4	1/4	10
BP112-6	3/8	10
BP112-8	1/2	5
BP112-12	3/4	2
BP112-16	1	5



MPT

BP113 LONG NIPPLE


PN	SIZE	STD. PK.
BP113-2-15	1/8X1-1/2	10
BP113-4-15	1/4X1-1/2	10
BP113-6-15	3/8X1-1/2	5
BP113-8-15	1/2X1-1/2	5
BP113-12-15	3/4X1-1/2	2
BP113-2-20	1/8X2	10
BP113-4-20	1/4X2	10
BP113-6-20	3/8X2	5
BP113-8-20	1/2X2	5
BP113-12-20	3/4X2	2
BP113-2-25	1/8X2-1/2	10
BP113-4-25	1/4X2-1/2	10
BP113-6-25	3/8X2-1/2	10
BP113-8-25	1/2X2-1/2	10
BP113-12-25	3/4X2-1/2	2
BP113-2-30	1/8X3	10
BP113-4-30	1/4X3	10
BP113-6-30	3/8X3	5
BP113-8-30	1/2X3	5
BP113-12-30	3/4X3	2



BP113-8-20

BP116 STREET ELBOW 90°

PN	SIZE	STD. PK.
BP116-2	1/8	10
BP116-4	1/4	5
BP116-4-2	1/4X1/8	10
BP116-6	3/8	5
BP116-8	1/2	2
BP116-8-6	1/2X3/8	5
BP116-12	3/4	5



FPT to MPT

BP117 SLOTTED HEAD PLUG

PN	SIZE	STD. PK.
BP117-2	1/8	10
BP117-4	1/4	10
BP117-6	3/8	10



MPT

BP118 RECESSED HEX HEAD PLUG

PN	SIZE	STD. PK.
BP118-2	1/8	25
BP118-4	1/4	10
BP118-6	3/8	10
BP118-8	1/2	10
BP118-12	3/4	5
BP118-16*	1	2



MPT

*Zinc Plated Steel

BP119 REDUCER COUPLING

PN	SIZE	STD. PK.
BP119-4-2	1/4X1/8	10
BP119-6-2	3/8X1/8	10
BP119-6-4	3/8X1/4	10
BP119-8-4	1/2X1/4	2
BP119-8-6	1/2X3/8	2
BP119-12-6	3/4X3/8	2
BP119-12-8	3/4X1/2	2



FPT to FPT

BP120 ADAPTER

PN	SIZE	STD. PK.
BP120-2-2	1/8X1/8	10
BP120-4-2	1/4X1/8	10
BP120-4-4	1/4X1/4	10
BP120-6-2	3/8X1/8	10
BP120-6-4	3/8X1/4	10
BP120-6-6	3/8X3/8	10
BP120-8-4	1/2X1/4	2
BP120-8-6	1/2X3/8	5
BP120-8-8	1/2X1/2	2
BP120-12-6	3/4X3/8	2
BP120-12-8	3/4X1/2	2
BP120-12-12	3/4X3/4	2



FPT to MPT

FUNCTIONAL INTERCHANGE

PP PN	BP112	BP113	BP116	BP117	BP118	BP119	BP120
Brass Craft	215	113	202	—	219	119	120
Coronet	112	113	116	117	118	10	120
Imperial	112-B	113-B	116-B*	117-B	—	—	—
Parker - Forged	—	—	1202P*	—	—	—	—
Parker - Extruded	215PN	215PNL	2202P	220P	219P	208P	222P
Weatherhead	3326	3327	3400	3150	—	3300	3200

**Forged brass body. All others listed are extruded brass (barstock).*

BRASS PIPE FITTINGS

BP121 HEX HEAD PLUG



MPT

PN	SIZE	STD. PK.
BP121-2	1/8	25
BP121-4	1/4	25
BP121-6	3/8	10
BP121-8	1/2	5
BP121-12	3/4	5

BP126 MALE UNION ELBOW 90°



MPT to MPT

PN	SIZE	STD. PK.
BP126-2	1/8	10
BP126-6	3/8	5
BP126-8	1/2	2

BP122 HEX NIPPLE



MPT to MPT

PN	SIZE	STD. PK.
BP122-2	1/8	10
BP122-4	1/4	10
BP122-6	3/8	5
BP122-8	1/2	2
BP122-12	3/4	5

BP127 STREET TEE



FPT to FPT to MPT

PN	SIZE	STD. PK.
BP127-2	1/8	5
BP127-4	1/4	5
BP127-6	3/8	2
BP127-8	1/2	2
BP127-12	3/4	1

BP123 REDUCING NIPPLE



MPT to MPT

PN	SIZE	STD. PK.
BP123-4-2	1/4X1/8	10
BP123-6-2	3/8X1/8	10
BP123-6-4	3/8X1/4	5
BP123-8-4	1/2X1/4	5
BP123-8-6	1/2X3/8	5
BP123-12-8	3/4X1/2	2




FPT to FPT to MPT

BP128 MALE BRANCH TEE


PN	SIZE	STD. PK.
BP128-2	1/8	5
BP128-4	1/4	5
BP128-6	3/8	2
BP128-8	1/2	2

BP124 STREET ELBOW 45°



FPT to MPT

PN	SIZE	STD. PK.
BP124-2	1/8	10
BP124-4	1/4	5
BP124-6	3/8	5
BP124-8	1/2	2
BP124-12	3/4	5



FPT to FPT

BP129 FEMALE ELBOW 45°

PN	SIZE	STD. PK.
BP129-2	1/8	5

SP122 STEEL NIPPLES



PN	SIZE	STD. PK.
SP122-8-8	1/2X1/2	10
SP122-12-12	3/4X3/4	10

FUNCTIONAL INTERCHANGE

PP PN	BP121	BP122	BP123	BP124	BP126	BP127	BP128	BP129
Brass Craft	PPH	PHN	PHN	224	—	225	226	205
Coronet	121	122	123	124	126	127	128	129
Imperial	121-B	122-B	123-B	124-B*	—	127-B*	—	—
Parker - Forged	—	—	—	—	1204P	—	—	—
Parker - Extruded	218P	216P	216P	2214P	—	2225P	2224P	2201P
Weatherhead	3152	3325	3325	3350	—	3750	3600	—

**Forged brass body. All others listed are extruded brass (barstock).*

BRASS TRUCK / NEEDLE VALVES

TV404P HOSE

PN	SIZE	STD. PK.
TV404P-6-6	3/8X3/8	1
TV404P-10-6	5/8X3/8	1
TV404P-10-8	5/8X1/2	1
TV404P-12-6	3/4X3/8	1
TV404P-12-8	3/4X1/2	1



Hose to MPT

TV590P FEMALE BALL VALVE

PN	SIZE	STD. PK.
TV590P-8	1/2X1/2	1



FPT to MPT

TV405P FEMALE PIPE

PN	SIZE	STD. PK.
TV405P-6-6	3/8X3/8	1
TV405P-6-8	3/8X1/2	1
TV405P-8-8	1/2X1/2	1



FPT to MPT

NV101 ANGLED NEEDLE

PN	SIZE	STD. PK.
NV101-6-4	3/8X1/4	10



Flare to MPT

TV409F FLARE

PN	SIZE	STD. PK.
TV409F-10-8	5/8X1/2	1



Flare to MPT

NV103 STRAIGHT NEEDLE

PN	SIZE	STD. PK.
NV103-6-4	3/8X1/4	5



Flare to MPT

TV412F FLARE

PN	SIZE	STD. PK.
TV412F-10-8	5/8X1/2	1



MPT to Flare

NV109 STRAIGHT NEEDLE

PN	SIZE	STD. PK.
NV109-2	1/8	5
NV109-4	1/4	5



FPT to FPT

FUNCTIONAL INTERCHANGE - NEEDLE VALVES

PP PN	TSV404P	TV404P	TV405P	TV408N	TV409F
Brass Craft	NV101	NV103	NV104	NV107	NV109
Coronet	824	823	821	826	817
Parker	NV101F	NV103F	HV104C	NV107P	NV109P

FUNCTIONAL INTERCHANGE - TRUCK VALVES

PP PN	TV404P	TV404P	TV405P	TV409F	TV412F	TV590P
Coronet	881	881	882	883	887	120
Parker	SV404P	V404P	V405P	V409F	V412F	XV590P


SHUT OFF COCKS / FUEL VALVES



MPT to MPT

V401 SHUT OFF COCK

PN	SIZE	STD. PK.
V401-6	3/8	1



FPT to MPT

V402 SHUT OFF COCK

PN	SIZE	STD. PK.
V402-2	1/8	1
V402-4	1/4	1
V402-6	3/8	1



FPT to FPT

V403 SHUT OFF COCK

PN	SIZE	STD. PK.
V403-2	1/8	1
V403-4	1/4	1
V403-6	3/8	1



MPT to MPT

VHP411-4 HIGH PRESSURE

PN	SIZE	STD. PK.
VHP411-4	1/4X1/4	1

150 PSI

FUEL SELECTOR VALVES



All valves 'click' when handle is rotated into position. Valves are O-ring sealed and feature bracket mounting. Stem length is measured from top of bracket to underside of handle.

PN	TYPE	PORTS	STEM LENGTH
TV406P-4	3 way	1/4"	1-3/8"
TV406P-6	3 way	3/8"	1-3/8"
TV407P-4	4 way	1/4"	1-3/8"
TV407P-6	4 way	3/8"	1-3/8"

FUNCTIONAL INTERCHANGE SHUT OFF COCKS

PP PN	V401	V402	V403
Brass Craft	V401	V402	FF209
Coronet	890	880	875
Parker	V401P	V402P	V403P


FUNCTIONAL INTERCHANGE SHUT OFF VALVES

PP PN	HM	PARKER	SPARES	VLC
TV406P-4	—	V406P-4	6749	—
TV406P-6	—	V406P-6	6709	060004
TV407P-4	30000	V407P-4	6747	060007
TV407P-6	—	V407P-6	6707	060001

DRAIN COCKS / COMPRESSION / BRAKE LINES

DRC601 DRAIN COCK

PN	SIZE	STD. PK.
DRC601-4	1/4	1



MPT

DRC603 INTERNAL SEAL

PN	SIZE	STD. PK.
DRC603-2	1/8	5
DRC603-4	1/4	10
DRC603-6	3/8	5



MPT

DRC602 INTERNAL SEAL

PN	SIZE	STD. PK.
DRC602-2	1/8	10
DRC602-4	1/4	5
DRC602-6	3/8	10



MPT

DRC604 EXTERNAL SEAL


PN	SIZE	STD. PK.
DRC604-2	1/8	10
DRC604-4	1/4	10
DRC604-6	3/8	5



MPT

V601 DRAIN COCK

PN	SIZE	STD. PK.
V601-2	1/8	1
V601-4	1/4	1
V601-6	3/8	1



MPT

HYDRAULIC BRAKE LINES

Std. Pack	10	10	5	5
LENGTH	3/16" O.D. PN	1/4" O.D. PN	5/16" O.D. PN	3/8" O.D. PN
8"	BL308	BL408	BL508	BL608
12"	BL312	BL412	BL512	BL612
20"	BL320	BL420	BL520	BL620
30"	BL330	BL430	BL530	BL630
40"	BL340	BL440	BL540	BL640
51"	BL351	BL451	BL551	—
60"	BL360	BL460	BL560	BL660
25' Bulk Tube	BL603-25	BL604-25	BL605-25	—



Power Products steel brake lines have corrosion protection and include nuts.

Replace ** with the length for the complete part number.

FUNCTIONAL INTERCHANGE - BRAKE LINES

PP PN	BL3**	BL4**	BL5**	BL6**
Coronet	HL300**	HL40**	HL50**	HL60**
Everco	B3**	B4**	B5**	B6**
Spares	S-3**	S-4**	S-5**	S-6**
Weatherhead	S3**	S4**	S5**	S6**

INVERTED FLARED FITTINGS / CONNECTORS

IF39S STEEL PLUG



Tube

PN	SIZE	STD. PK.
IF39S-3	3/16	10
IF39S-4	1/4	10
IF39S-5	5/16	10
IF39S-6	3/8	5

IF48 MALE CONNECTOR



Tube to MPT

PN	SIZE	STD. PK.
IF48-2-2	1/8X1/8	10
IF48-3-2	3/16X1/8	10
IF48-4-2	1/4X1/8	10
IF48-4-4	1/4X1/4	10
IF48-5-2	5/16X1/8	10
IF48-5-4	5/16X1/4	10
IF48-6-2	3/8X1/8	5
IF48-6-4	3/8X1/4	5
IF48-6-6	3/8X3/8	10
IF48-8-4	1/2X1/4	2
IF48-8-6	1/2X3/8	2
IF48-8-8	1/2X1/2	2

IF41S STEEL NUT



Tube

PN	SIZE	STD. PK.
IF41S-3	3/16	20
IF41S-4	1/4	20
IF41S-5	5/16	10
IF41S-6	3/8	5
IF41S-8	1/2	5

IF49 MALE ELBOW 90°



Tube to MPT

PN	SIZE	STD. PK.
IF49-3-2	3/16X1/8	10
IF49-4-2	1/4X1/8	10
IF49-4-4	1/4X1/4	10
IF49-5-2	5/16X1/8	10
IF49-5-4	5/16X1/4	10
IF49-6-4	3/8X1/4	5
IF49-6-6	3/8X3/8	5
IF49-8-6	1/2X3/8	2
IF49-8-8	1/2X1/2	2
IF49-10-8	5/8X1/2	2

IF42 UNION



Tube to Tube

PN	SIZE	STD. PK.
IF42-2	1/8	10
IF42-3	3/16	10
IF42-4	1/4	10
IF42-5	5/16	5
IF42-6	3/8	5

IF46 FEMALE CONNECTOR



Tube to FPT

PN	SIZE	STD. PK.
IF46-4-2	1/4X1/8	10



Tube to MPT

IF59 MALE ELBOW 45°

PN	SIZE	STD. PK.
IF59-6-4	3/8X1/4	10

FUNCTIONAL INTERCHANGE

PP PN	SUFFIX	IF39S	IF41S	IF42	IF46	IF48	IF49	IF59
Brass Craft	Tube x Pipe	—	41IFS	42IF	46IF	48IF	49IF	59IF
Coronet	Tube x Pipe	106	105-S	300	250	200	400	352
Parker	Tube x Pipe	—	41IFS	42IFHD	46IFHD	48IFHD	249IFHD	259IFHD
Weatherhead	Tube x Pipe	131	105	302	252	202	402	352

FLARED TUBE FITTINGS

F39 FLARED SEAL PLUG

PN	SIZE	STD. PK.
F39-4	1/4	10
F39-5	5/16	10
F39-6	3/8	5
F39-8	1/2	5
F39-10	5/8	5



Tube

F40 CAP NUT

PN	SIZE	STD. PK.
F40-3	3/16	10
F40-4	1/4	10
F40-5	5/16	10
F40-6	3/8	5
F40-8	1/2	5
F40-10	5/8	5



Tube

F41L LONG NUT

PN	SIZE	STD. PK.
F41L-3	3/16	10
F41L-4	1/4	10
F41L-5	5/16	10
F41L-6	3/8	5
F41L-8	1/2	5
F41L-10	5/8	2
F41L-12	3/4	2



Tube

F41S SHORT NUT

PN	SIZE	STD. PK.
F41S-4	1/4	10
F41S-5	5/16	10
F41S-6	3/8	5
F41S-10	5/8	5



Tube

F42 UNION

PN	SIZE	STD. PK.
F42-2	1/8	10
F42-3	3/16	10
F42-4	1/4	10
F42-5	5/16	5
F42-6	3/8	5
F42-8	1/2	2
F42-10	5/8	2



Tube to Tube

F44 UNION TEE


PN	SIZE	STD. PK.
F44-2	1/8	5
F44-4	1/4	5
F44-5	5/16	2
F44-6	3/8	2
F44-8	1/2	2



Tube to Tube to Tube

F45 MALE BRANCH TEE

PN	SIZE	STD. PK.
F45-4-2	1/4X1/8	5
F45-4-4	1/4X1/4	5
F45-6-4	3/8X1/4	2
F45-6-6	3/8X3/8	2
F45-8-6	1/2X3/8	2
F45-8-8	1/2X1/2	2



Tube to Tube to MPT

FUNCTIONAL INTERCHANGE								
PP PN	SUFFIX	F39	F40	F41L	F41S	F42	F44	F45
Brass Craft - Barstock	Tube x Pipe	39	40	41L	41S	42	44	45
Brass Craft - Forged	Tube x Pipe	—	—	—	—	—	144*	145*
Coronet	Tube x Pipe	57	56	41L	41S	42	44	45
Imperial	Tube x Pipe	639-F	640-FB	41-F	41-FS	642-F	644-F	645-F
Parker - Barstock	Tube x Pipe	639F	640F	41FL	41FS	42F	244F	—
Parker - Forged	Tube x Pipe	—	—	—	—	—	144F*	145F*
Weatherhead	Tube x Pipe	—	—	41	1110	42	44	45

FLARED TUBE FITTINGS

F46 FEMALE CONNECTOR



Tube to FPT

PN	SIZE	STD. PK.
F46-2-2	1/8X1/8	5
F46-4-2	1/4X1/8	10
F46-5-4	5/16X1/4	10
F46-6-2	3/8X1/8	5
F46-6-4	3/8X1/4	5
F46-6-6	3/8X3/8	5
F46-6-8	3/8X1/2	5
F46-8-6	1/2X3/8	2
F46-8-8	1/2X1/2	2


F48 MALE CONNECTOR



Tube to MPT

PN	SIZE	STD. PK.
F48-2-2	1/8X1/8	10
F48-4-2	1/4X1/8	10
F48-4-4	1/4X1/4	10
F48-4-6	1/4X3/8	10
F48-4-8	1/4X1/2	10
F48-5-2	5/16X1/8	10
F48-5-4	5/16X1/4	10
F48-6-2	3/8X1/8	5
F48-6-4	3/8X1/4	5
F48-6-6	3/8X3/8	5
F48-6-8	3/8X1/2	5
F48-8-4	1/2X1/4	5
F48-8-6	1/2X3/8	5
F48-8-8	1/2X1/2	5
F48-10-6	5/8X3/8	2
F48-10-8	5/8X1/2	2
F48-12-8	3/4X1/2	2

F49 MALE ELBOW 90°



Tube to MPT

PN	SIZE	STD. PK.
F49-2-2	1/8X1/8	10
F49-3-2	3/16X1/8	10
F49-4-2	1/4X1/8	10
F49-4-4	1/4X1/4	10
F49-4-6	1/4X3/8	10
F49-5-2	5/16X1/8	10
F49-5-4	5/16X1/4	10
F49-6-2	3/8X1/8	5
F49-6-4	3/8X1/4	5
F49-6-6	3/8X3/8	5
F49-6-8	3/8X1/2	5
F49-8-4	1/2X1/4	5
F49-8-6	1/2X3/8	5
F49-8-8	1/2X1/2	5
F49-10-6	5/8X3/8	2
F49-10-8	5/8X1/2	2
F49-10-12	5/8X3/4	2
F49-12-8	3/4X1/2	5
F49-12-12	3/4X3/4	5



Tube to Tube to MPT

F51 MALE RUN TEE

PN	SIZE	STD. PK.
F51-4-2	1/4X1/8	5
F51-6-4	3/8X1/4	2



Tube to FPT

F50 FEMALE ELBOW 90°

PN	SIZE	STD. PK.
F50-4-4	1/4X1/4	5
F50-5-2	5/16X1/8	5
F50-6-4	3/8X1/4	5
F50-6-8	3/8X1/2	5



Tube to MPT

F59 MALE ELBOW 45°

PN	SIZE	STD. PK.
F59-4-2	1/4X1/8	5
F59-4-4	1/4X1/4	5
F59-5-2	5/16X1/8	5
F59-5-4	5/16X1/4	10
F59-6-4	3/8X1/4	5
F59-6-6	3/8X3/8	5
F59-8-6	1/2X3/8	2
F59-8-8	1/2X1/2	2
F59-10-6	5/8X3/8	5
F59-10-8	5/8X1/2	2

FUNCTIONAL INTERCHANGE *Forged brass body. All others listed are extruded brass (barstock).

PP PN	SUFFIX	F46	F48	F49	F50	F51	F59
Brass Craft - Barstock	Tube x Pipe	46	48	49	50	—	—
Brass Craft - Forged	Tube x Pipe	—	—	149*	150*	151*	159*
Coronet	Tube x Pipe	46	48	49	50	51	47
Imperial	Tube x Pipe	646-F	648-F	649-F	650-F	651-F	654-F
Parker - Barstock	Pipe x Tube	46F	48F	249F	250F	—	—
Parker - Forged	Pipe x Tube	—	—	149F*	150F*	151F*	159F*
Weatherhead	Tube x Pipe	46	48	49	50	51	54

PUSH-ON HOSE FITTINGS

PH45 FEMALE SWIVEL FLARE

PN	SIZE	STD. PK.
PH45SW-4-4	1/4X1/4	10
PH37SW-6-6	3/8X3/8	10
PH45SW-8-8	1/2X1/2	10



Hose to Tube

PH62 UNION

PN	SIZE	STD. PK.
PH62-4	1/4	10
PH62-5	5/16	10
PH62-6	3/8	5
PH62-8	1/2	10
PH62-10	5/8	2



Hose to Hose

PH48 FLARE CONNECTOR 45°

PN	SIZE	STD. PK.
PH48-6-6	3/8X3/8	5



Hose to Tube

PH68 MALE CONNECTOR

PN	SIZE	STD. PK.
PH68-4-2	1/4X1/8	10
PH68-4-4	1/4X1/4	10
PH68-5-4	5/16X1/4	10
PH68-6-4	3/8X1/4	5
PH68-6-6	3/8X3/8	10
PH68-6-8	3/8X1/2	5
PH68-8-6	1/2X3/8	5
PH68-8-8	1/2X1/2	10
PH68-10-8	5/8X1/2	10
PH68-12-12	3/4X3/4	5



Hose to MPT

PH481FSW MALE CONNECTOR

PN	SIZE	STD. PK.
PH481FSW-4-4	1/4X1/4	10
PH481FSW-6-6	3/8X3/8	5



Hose to Tube
Swivel Inverted Flare

PH68TS RIGID TUBE SHANK

PN	SIZE	STD. PK.
PH68TS-6-6	3/8X3/8	5



Hose to Tube

FUNCTIONAL INTERCHANGE						
PP PN	SUFFIX	PH48	PH481FSW	PH62	PH68	PH68TS
Brass Craft - Barstock	Hose x Tube	682	690	696	625	694
Coronet	Hose x Tube	P48	P105	PHS	P112	P11
Imperial	Hose x Tube	KA*-*MS	KA*-*MF	KA*-*RM	KA*-*MB	642-F
Parker - Barstock	Tube x Hose	30482	32882	38282	30182	33482
Weatherhead	Hose x Tube	100**B-3	100**B-B	100**B-Y	100**B-1**	100**B-X**

For Weatherhead, replace xx with 03 for 3/16", 04 for 1/4", 05 for 5/16", 06 for 3/8", 08 for 1/2", 10 for 5/8", and 12 for 3/4"

HOSE BARB FITTINGS

HB62 UNION



Hose to Hose

PN	SIZE	STD. PK.
HB62-4	1/4	10
HB62-5	5/16	10
HB62-6	3/8	10
HB62-8	1/2	5
HB62-10	5/8	2
HB62-12	3/4	2

HB68 MALE CONNECTOR



Hose to MPT

PN	SIZE	STD. PK.
HB68-4-2	1/4X1/8	25
HB68-4-4	1/4X1/4	25
HB68-4-6	1/4X3/8	10
HB68-5-2	5/16X1/8	10
HB68-5-4	5/16X1/4	10
HB68-6-2	3/8X1/8	10
HB68-6-4	3/8X1/4	10
HB68-6-6	3/8X3/8	10
HB68-6-8	3/8X1/2	5
HB68-8-4	1/2X1/4	5
HB68-8-6	1/2X3/8	5
HB68-8-8	1/2X1/2	5
HB68-8-12	1/2X3/4	5
HB68-10-6	5/8X3/8	5
HB68-10-8	5/8X1/2	5
HB68-12-8	3/4X1/2	5
HB68-12-12	3/4X3/4	5
HB68-12-16	3/4X1	5
HB68-16-12	1x3/4	2


HB66 FEMALE CONNECTOR



Hose to FPT

PN	SIZE	STD. PK.
HB66-4-4	1/4x1/4	25
HB66-6-4	3/8x1/4	10
HB66-6-6	3/8x3/8	10
HB66-8-6	1/2x3/8	2
HB66-8-8	1/2x1/2	2

HB69 MALE ELBOW 90°



Hose to MPT


PN	SIZE	STD. PK.
HB69-4-2	1/4X1/8	10
HB69-4-4	1/4X1/4	10
HB69-6-4	3/8X1/4	5
HB69-6-6	3/8X3/8	5
HB69-8-6	1/2X3/8	10
HB69-12-8	3/4X1/2	5

FUNCTIONAL INTERCHANGE

PP PN	SUFFIX	HB62	HB66	HB68	HB69
Brass Craft	Hose x Pipe	73	126	125	129
Coronet	Hose x Pipe	138	144	139	146
Imperial	Hose x Pipe	KF*.*RM	KF*.*RS	KF*.*PS	KD*.*PS90
Parker - Barstock	Pipe x Hose	122HBL	126HBL	125HBL	129HB
Weatherhead	Hose x Pipe	—	105**B-2**	105**B-1**	—

BRAKE SHOE COMPARISON

Premium exchange shoes are roughly 25% higher in price than standard shoes and deliver roughly 25% longer life. It sounds like a wash, but is it? How does it impact your fleet's real bottom line, your cost per mile?



Typical tandem brake job for a trailer using *20K rated standard lining	Same brake job only changing the shoes to *20K premium
<ul style="list-style-type: none"> 8 – 4707 Standard Shoes (exchange) 4 – Hardware Kits 2 – Cams (2 are re-usable) 2 – Cam Kits (2 are re-usable) 2 – Drums (2 are re-usable) 4 – Oil Seals 2 – Outer Bearing Sets (2 are re-usable) 2 – Inner Bearing Sets (2 are re-usable) 2 – 6 Hole Hubcaps (2 are re-usable) 4 – Quarts of Hub Oil 5 – Hours Labor <p>Typical Fleet Total – \$1,000*</p> <p>*Pricing will vary based on distributor, geography, application, and 23K lining</p>	<ul style="list-style-type: none"> 8 – 4707 Premium Shoes (exchange) 4 – Hardware Kits 2 – Cams (2 are re-usable) 2 – Cam Kits (2 are re-usable) 2 – Drums (2 are re-usable) 4 – Oil Seals 2 – Outer Bearing Sets (2 are re-usable) 2 – Inner Bearing Sets (2 are re-usable) 2 – 6 Hole Hubcaps (2 are re-usable) 4 – Quarts of Hub Oil 5 – Hours Labor <p>Typical Fleet Total – \$1,030*</p> <p>*Pricing will vary based on distributor, geography, application, and 23K lining</p>
<p>**Based on 100,000 mileage, the cost per mile is \$0.01</p>	<p>**Based on 125,000 mileage, the cost per mile is \$0.0082</p>

Conclusion – Paying 25% more for premium exchange shoes vs standard shoes delivers a cost per mile savings of 18%.

Power Products Brake Lining is manufactured to exacting standards. That commitment to quality, along with the utilization of state-of-the-art technologies, provides consistent and reliable braking performance. Power Products covers the most popular applications with a broad range of formulations, because one size does NOT fit all. Power Products offers the right material for your fleet's braking needs, 20K standard for light duty up to severe service 23K for the most demanding applications.



**Mileage will differ but 25% improvement is typical for premium vs standard in 20K or 23K lining. If you use a lower or higher base mileage – i.e. 60,000 miles and 75,000 miles for standard OR 160,000 and 200,000 miles for premium, the 18% savings to cost per mile remains the same.

15 X 4 ■ FRONT BRAKE SHOES - EATON® STYLE

SINGLE ANCHOR PIN




1308E



IDENTIFICATION TIP: 1 - Anchor pin opening is 1 5/16" vs 1308Q which is less than 1".
2 - 1308E has 2 3/4" rivet spacing vs 2" for 1443E.

PN	DESCRIPTION
D1308E-1	20K PREMIUM BRAKE KIT W/HARDWARE
J1308E-1	23K PREMIUM BRAKE KIT W/HARDWARE


New Lined Shoes.
Cams and Cam Kits available.



SHOE KIT PN

5139P

EXTENDED SERVICE




1443E

IDENTIFICATION TIP: 1 - 1443E has a 2" rivet spacing vs 2 3/4" for 1308E.
Note: 1443E has a thicker lining than 1308E.

PN	DESCRIPTION
D1443E-1	20K PREMIUM BRAKE KIT W/HARDWARE
J1443E-1	23K PREMIUM BRAKE KIT W/HARDWARE

New Lined Shoes.
Cams and Cam Kits available.




SHOE KIT PN

5139P

15 X 4 ■ MERITOR® BRAKE SHOES

MERITOR® QUICK CHANGE



IDENTIFICATION TIP: 1 - Anchor pin opening is 1 15/16" vs 1308E is 1 5/16."

PN	DESCRIPTION
D1308Q-1	20K PREMIUM BRAKE KIT W/HARDWARE
J1308Q-1	23K PREMIUM BRAKE KIT W/HARDWARE



SHOE KIT PN
3869P

New Lined Shoes.
Cams and Cam Kits available.

MERITOR® Q PLUS EXTENDED SERVICE



IDENTIFICATION TIP: 1 - Double web design vs 1308 styles.

PN	DESCRIPTION
D4702Q-1	20K PREMIUM BRAKE KIT W/HARDWARE
J4702Q-1	23K PREMIUM BRAKE KIT W/HARDWARE




SHOE KIT PN
9064P

New Lined Shoes.
Cams and Cam Kits available.

16 1/2 X 7 - REAR BRAKE SHOES - EATON® STYLE

SINGLE ANCHOR PIN



IDENTIFICATION TIP:

- 1 - Fixed spring clip.
- 2 - Holes in table vs "Tab" style.
- 3 - Straight table edge vs "Tab" style.
- 4 - Web tapers at roller end vs straight on 4709E2.

PN	DESCRIPTION
B4311E-1	20K STANDARD BRAKE KIT W/HARDWARE
D4311E-1	20K PREMIUM BRAKE KIT W/HARDWARE
H4311E-1	23K STANDARD BRAKE KIT W/HARDWARE
J4311E-1	23K PREMIUM BRAKE KIT W/HARDWARE





SHOE KIT PN

1887ASHDP

New Lined Shoes.
Cams and Cam Kits available.


EXTENDED SERVICE



IDENTIFICATION TIP:

- 1 - Fixed spring clip.
- 2 - No holes in end of table vs 4311E and 4709E.

PN	DESCRIPTION
B4709E2-1	20K STANDARD BRAKE KIT W/HARDWARE
D4709E2-1	20K PREMIUM BRAKE KIT W/HARDWARE
H4709E2-1	23K STANDARD BRAKE KIT W/HARDWARE
J4709E2-1	23K PREMIUM BRAKE KIT W/HARDWARE




SHOE KIT PN

10244P

New Lined Shoes.
Cams and Cam Kits available.

16 1/2 X 7 - X3 TRAILER BRAKE SHOES - FRUEHAUF® STYLE



IDENTIFICATION TIP:

- 1 - Slight hump vs 4515Q.
 - 2 - Table taper is different from 4515Q.
- Note: X1 and X2 are older designs.


PN	DESCRIPTION
B4515X3-1	20K STANDARD BRAKE KIT W/HARDWARE
D4515X3-1	20K PREMIUM BRAKE KIT W/HARDWARE
H4515X3-1	23K STANDARD BRAKE KIT W/HARDWARE
J4515X3-1	23K PREMIUM BRAKE KIT W/HARDWARE



SHOE KIT PN
3710SHDP

New Lined Shoes.
Cams and Cam Kits available.


QUICK CHANGE



IDENTIFICATION TIP:

- 1 - Straight edge from table vs X3 is humped.
- 2 - Loose spring clip vs 4311E.
- 3 - No + in rivet table vs 4707Q.

PN	DESCRIPTION
B4515Q-1	20K STANDARD BRAKE KIT W/HARDWARE
D4515Q-1	20K PREMIUM BRAKE KIT W/HARDWARE
H4515Q-1	23K STANDARD BRAKE KIT W/HARDWARE
J4515Q-1	23K PREMIUM BRAKE KIT W/HARDWARE





SHOE KIT PN
2769SHDP
3895SHDP w/o Anchors,
Pins & Bushings

New Lined Shoes.
Cams and Cam Kits available.

16 1/2 X 7 - REAR & TRAILER BRAKE SHOES - MERITOR® STYLE

Q PLUS EXTENDED SERVICE



IDENTIFICATION TIP:

- 1 - Check for (+) in shoe table.
- 2 - No hump in web vs 4515Q has slight hump.


PN	DESCRIPTION
B4707Q-1	20K STANDARD BRAKE KIT W/HARDWARE
D4707Q-1	20K PREMIUM BRAKE KIT W/HARDWARE
H4707Q-1	23K STANDARD BRAKE KIT W/HARDWARE
J4707Q-1	23K PREMIUM BRAKE KIT W/HARDWARE



SHOE KIT PN
2769SHDP
3895SHDP w/o Anchor Pins & Bushings


New Lined Shoes.
Cams and Cam Kits available.

Heavy Duty Triple Walled Box Includes Great Brake Tips



- Most popular Front, Rear and Trailer applications.
- Most applications available in Standard and Premium, 20K and 23K materials.
- All Kits contain 2 New Shoes and Heavy Duty Hardware.


BRAKE KIT APPLICATIONS



2769SHDP



3869P



5139P















9644P

Each kit has some components with unique designs. It is always best to match the components to insure your selection is correct. See next pages for pictures of each kit to cross match each component.

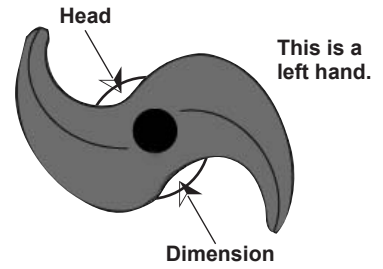
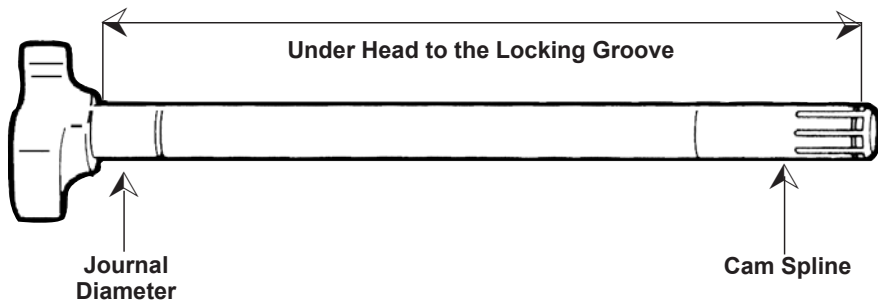
APPLICATION	DESCRIPTION	PN	EUCLID® CROSS	MERITOR® CROSS	LELAND® CROSS	MIDLAND® CROSS
1308E	Eaton - Front	5139P	E5139	—	K263	CQ66917
1308Q	Meritor Q - Front	3869P	E3869	KIT8029	K283	CQ69001
1443E	Eaton Ext. Service Front	5139P	E5139	—	K263	CQ66917
4311E	Eaton - Rear	1887ASHDP	E1887HD	R507002	K42	CQ67319
4514P	Rockwell 6" Old Style	KIT4SHDP	KIT4SHD	R509002	K44B	CQ67315
4514Q	Meritor 6" Q	2769SHDP	E2769HD	KIT8000	K128	CQ66867
4514QM	Meritor 6" Mack Q	9644P	E9644	KIT8081	K334	CQ66887
4515F	Fruehauf - Old Style	KIT4SHDP	KIT4SHD	R509002	K44B	CQ67315
4515P	Rockwell - Old Style	KIT4SHDP	KIT4SHD	R509002	K44B	CQ67315
4515Q	Meritor 7" Q	2769SHDP	E2769HD	KIT8000	K128	CQ66867
4515X3	Propar XEM3	3710HDP	E3710HD	R507008	K127	CQ66914
4524P	Rockwell 5" Old Style	KIT4SHDP	KIT4SHD	R509002	K44B	CQ67315
4524Q	Meritor 5" Q	2769SHDP	E2769HD	KIT8000	K128	CQ66867
4524QM	Meritor 5" Mack Q	9644P	E9644	KIT8081	K334	CQ66887
4702Q	Meritor Q+ Front	9064P	E9064	—	—	CQ65642
4707Q	Meritor 7" Q+	2769SHDP	E2769HD	KIT8000	MK128	CQ66867
4709E	Eaton Ext. Service	5481AP	E5481A	—	—	CQ65481
4709E2	Eaton ESII	10244P	E10244	R507064	K375	CQ65477
4715Q	Meritor 6" Q+	9644P	E9644	KIT8081	K334	CQ66887
4720Q	Meritor 5" Q+	9644P	E9644	KIT8081	K334	CQ66887

NOTE: *Short kit for 4515QHD is 4515QMB which excludes spider bushings.

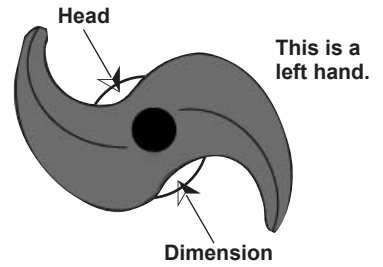
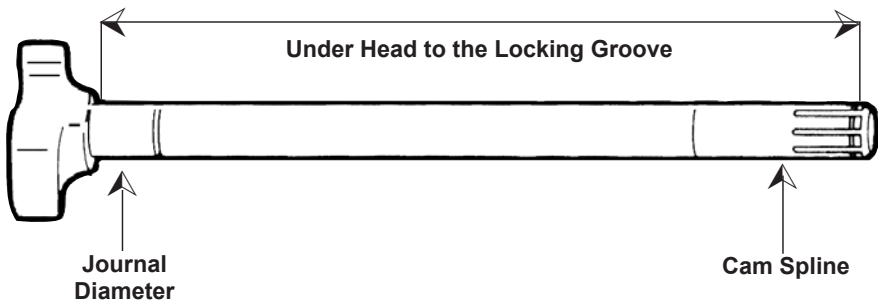
BRAKE KIT CONTENTS

<p>PN: 5139P</p>  <p>SHOE: 1308E, 1443E</p>	<p>PN: 10760P</p>  <p>SHOE: 4719ES, 4725E2</p>	<p>PN: 1887ASHDP</p>  <p>SHOE: 4311E</p>
<p>PN: 2769SHDP</p>  <p>SHOE: 4514Q, 4515Q, 4524Q, 4551Q 4707Q, 4718Q</p>	<p>PN: 3869P</p>  <p>SHOE: 1308Q</p>	<p>PN: 3895SHDP</p>  <p>Short Kit for OTR4515QHD w/o anchor pins and bushings</p>
<p>PN: 3710HDP</p>  <p>SHOE: 4515X3, 4551X3</p>	<p>PN: 9644P</p>  <p>SHOE: 4514QM, 4524QM, 4715Q, 4720Q</p>	<p>PN: 9064P</p>  <p>SHOE: 4702Q, 4703Q, 4710Q</p>
<p>PN: 5481AP</p>  <p>SHOE: 4709E, 4719E, 4725E, 4726E</p>	<p>PN: 10244P</p>  <p>SHOE: 4709E2, 4726E2</p>	<p>PN: KIT4SHDP</p>  <p>SHOE: 4515P, 4515F 4514P, 4524P</p>

MOST POPULAR CAMS / CAM KITS

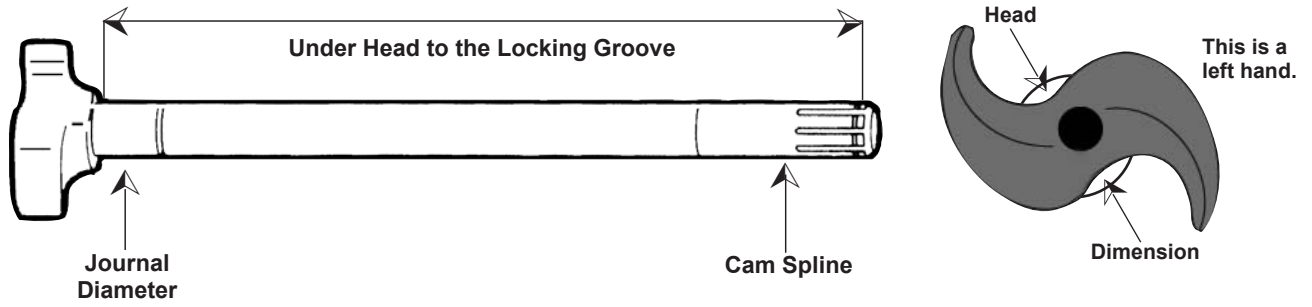


PN	L OR R	LENGTH	JOURNAL DIAMETER	HEAD DIMENSION	SPLINE
9059P	L	23 3/4"	1 5/8"	1 1/8"	1 1/2" - 28
9060P	R	23 3/4"	1 5/8"	1 1/8"	1 1/2" - 28

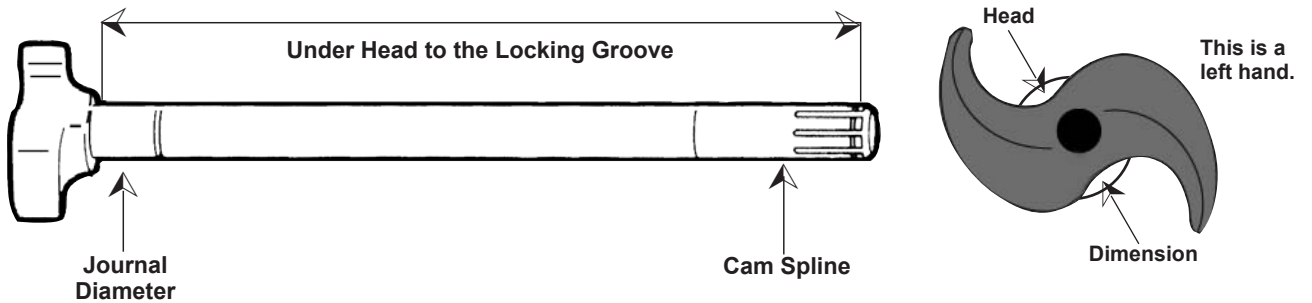


PN	L OR R	LENGTH	JOURNAL DIAMETER	HEAD DIMENSION	SPLINE
2441BP	L	17 5/16"	1 5/8"	1 1/8"	1 1/2" - 28
2442BP	R	17 5/16"	1 5/8"	1 1/8"	1 1/2" - 28
2443BP	L	20 13/32"	1 5/8"	1 1/8"	1 1/2" - 28
2444BP	R	20 13/32"	1 5/8"	1 1/8"	1 1/2" - 28
2445BP	L	24 1/16"	1 5/8"	1 1/8"	1 1/2" - 28
2446BP	R	24 1/16"	1 5/8"	1 1/8"	1 1/2" - 28

MOST POPULAR CAMS / CAM KITS



PN	L OR R	LENGTH	JOURNAL DIAMETER	HEAD DIMENSION	SPLINE
1563P	L	16 1/8"	1 5/8"	1 3/8"	1 5/8" - 37
1564P	R	16 1/8"	1 5/8"	1 3/8"	1 5/8" - 37
2099P	L	21 1/8"	1 5/8"	1 3/8"	1 5/8" - 37
2100P	R	21 1/8"	1 5/8"	1 3/8"	1 5/8" - 37



PN	L OR R	LENGTH	JOURNAL DIAMETER	HEAD DIMENSION	SPLINE
1775P	R	11 1/2"	1 1/2"	1 3/8"	1 1/2" - 10
1776P	L	11 1/2"	1 1/2"	1 3/8"	1 1/2" - 10

CAMSHAFTS BY LENGTH



Listed by Length

D = Drive, S = Steering, T = Trailer

CAM LENGTH	HEAD DIMENSION	CAM SPLINE	JOURNAL DIAM.	PN		AXLE	CAM KIT	APPLICATION
				LH	RH			
7-23/32"	1-1/8"	1-1/2" - 28	1-1/2"	9645P	9646P	D	3993BP	Meritor 16-1/2" Q-Plus
8-9/16"	1-1/8"	1-1/2" - 28	1-1/2"	9649P	9650P	D	3993BP	Meritor 16-1/2" Q-Plus
8-9/16"	1-1/8"	1-1/2" - 10	1-1/2"	2479BP	————	D	2086BP	Meritor 16-1/2" Q-Plus
10-13/32"	1-3/8"	1-1/2" - 28	1-1/2"	3347P	3348P	D	————	Meritor 16-1/2" Q
10-1/2"	1-3/8"	1-1/2" - 10	1-1/2"	4886P	4887P	D	2125P	Eaton 16-1/2"
11-1/8"	1-1/8"	1-1/2" - 28	1-1/2"	9659P	9660P	D	3993BP	Meritor 16-1/2" Q-Plus
11-1/8"	1-1/8"	1-1/2" - 28	1-1/2"	11866P	11867P	T	————	Intraax 16-1/2" ES
11-1/8"	1-3/8"	1-1/2" - 28	1-1/2"	10899P	10900P	T	————	Intraax 16-1/2"
11-9/32"	1-1/8"	1-1/2" - 10	1-1/2"	1773CP	1774CP	D	2086BP	Meritor 16-1/2" Q-Plus
11-1/2"	1-1/8"	1-1/2" - 10	1-1/2"	5492P	5493P	D	10897P	Eaton 16-1/2" ES
11-1/2"	1-1/8"	1-1/2" - 10	1-1/2"	1148CP	1147CP	D	2086BP	Meritor 16-1/2" Q-Plus
11-9/16"	1-1/8"	1-1/2" - 28	1-1/2"	9661P	9662P	D	9080P	Meritor 16-1/2" Q-Plus
11-11/16"	1-1/8"	1-1/2" - 28	1-1/2"	9663P	9664P	D	3993BP	Meritor 16-1/2" Q-Plus
11-15/16"	1-1/8"	1-1/2" - 28	1-1/2"	9665P	9666P	D	3993BP	Meritor 16-1/2" Q-Plus
12-7/16"	1-1/8"	1-1/2" - 28	1-1/2"	9667P	9668P	D	3993BP	Meritor 16-1/2" Q-Plus
12-15/16"	1-1/8"	1-1/2" - 28	1-1/2"	9669P	9670P	D	10897P	Meritor 16-1/2" Q-Plus
12-15/16"	1-3/8"	1-1/2" - 10	1-1/2"	4888P	4889P	D	2125P	Eaton 16-1/2"
13-7/32"	1-1/8"	1-1/2" - 28	1-1/2"	9671P	9672P	D	3993BP	Meritor 16-1/2" Q-Plus
14-3/32"	1-1/8"	1-1/2" - 28	1-1/2"	9675P	9676P	D	3993BP	Meritor 16-1/2" Q-Plus
14-19/32"	1-1/8"	1-1/2" - 28	1-1/2"	9677P	9678P	D	3993BP	Meritor 16-1/2" Q-Plus
15-23/32"	1-1/8"	1-1/2" - 28	1-1/2"	9683P	9684P	D	3993BP	Meritor 16-1/2" Q-Plus
16-1/8"	1-3/8"	1-5/8" - 37	1-5/8"	1563P	1564P	T	2090P	Fruehauf 16-1/2"
17-3/16"	1-1/8"	1-1/2" - 28	1-1/2"	9096P	9097P	T	2287P	Spicer 16-1/2" XL
17-5/16"	1-1/8"	1-1/2" - 28	1-5/8"	5506P	5507P	T	9078HDP	Meritor 16-1/2" Q-Plus
17-5/16"	1-1/8"	1-1/2" - 28	1-5/8"	2441BP	2442BP	T	3993BP	Meritor 16-1/2" Q-Plus
17-3/8"	1-3/8"	1-1/2" - 28	1-1/2"	9725P	9726P	T	2287P	Spicer 16-1/2"
17-7/16"	1-1/8"	1-1/2" - 28	1-1/2"	9731P	9732P	T	9790AP	Spicer 16-1/2" XL
17-7/16"	1-1/8"	1-1/2" - 28	1-5/8"	5522P	5523P	T	2287P	Spicer 16-1/2" XL
18-5/8"	1-1/8"	1-1/2" - 10	1-1/2"	2413AP	2412AP	D	2086BP	Meritor 16-1/2" Q-Plus

Additional part numbers on following page.

CAMSHAFTS BY LENGTH



Listed by Length

D = Drive, S = Steering, T = Trailer

CAM LENGTH	HEAD DIMENSION	CAM SPLINE	JOURNAL DIAM.	PN		AXLE	CAM KIT	APPLICATION
				LH	RH			
19-1/2"	1-3/8"	1-1/2" - 10	1-5/8"	2693P	2694P	T	2696AP	Eaton 16-1/2"
20-3/8"	1-1/8"	1-1/2" - 10	1-1/2"	5518P	5519P	T	2287P	Spicer 16-1/2" XL
20-3/8"	1-3/8"	1-1/2" - 28	1-1/2"	3854P	3855P	T	2287P	Spicer 16-1/2"
20-3/8"	1-1/8"	1-1/2" - 10	1-1/2"	1425AP	1424AP	T	————	Multiple
20-13/32"	1-1/8"	1-1/2" - 28	1-5/8"	5508P	5509P	T	9078HDP	Meritor 16-1/2" Q-Plus
20-13/32"	1-1/8"	1-1/2" - 10	1-5/8"	2449AP	2450AP	T	3520AHDP	Meritor 16-1/2" Q-Plus
20-13/32"	1-1/8"	1-1/2" - 28	1-5/8"	2443BP	2444BP	T	3520AHDP	Meritor 16-1/2" Q-Plus
20-7/16"	1-1/8"	1-1/2" - 28	1-5/8"	9733P	9734P	T	9790AP	Spicer 16-1/2" XL
20-7/16"	1-1/8"	1-1/2" - 28	1-1/2"	5524P	5525P	T	2287P	Spicer 16-1/2" XL
21-1/8"	1-3/8"	1-5/8" - 37	1-5/8"	2099P	2100P	T	2080P	Fruehauf 16-1/2"
21-1/8"	1-1/16"	1-1/2" - 10	1-1/2"	1411P	1410P	T	2469P	Spicer 12-1/4"
22-7/8"	1-3/8"	1-1/2" - 28	1-1/2"	6884P	6885P	T	2287P	Spicer 16-1/2"
22-7/8"	1-3/8"	1-1/2" - 10	1-1/2"	4884P	4885P	T	————	Multiple
22-15/16"	1-1/8"	1-1/2" - 28	1-1/2"	9098P	9099P	T	2287P	Spicer 16-1/2" XL
23-3/16"	11/16"	1-1/2" - 28	1-1/2"	9759P	9760P	T	2469P	Spicer 12-1/4"
23-3/16"	11/16"	1-1/2" - 28	1-5/8"	10905P	10906P	T	2080P	Spicer 12-1/4"
23-1/4"	1-1/16"	1-1/2" - 10	1-1/2"	1423P	1422P	T	2469P	Spicer 12-1/4"
23-7/16"	1-3/8"	1-1/2" - 28	1-1/2"	3856P	3857P	T	2287P	Spicer 16-1/2"
23-7/16"	1-3/8"	1-1/2" - 10	1-1/2"	1095P	1094P	T	————	Multiple
23-1/2"	1-1/8"	1-1/2" - 10	1-1/2"	5520P	5521P	T	2287P	Spicer 16-1/2" XL
23-9/16"	1-1/8"	1-1/2" - 28	1-5/8"	9735P	9736P	T	9790AP	Spicer 16-1/2" XL
23-9/16"	1-1/8"	1-1/2" - 28	1-1/2"	5526P	5527P	T	2287P	Spicer 16-1/2" XL
23-3/4"	1-3/8"	1-1/2" - 10	1-5/8"	4721P	4720P	T	2696AP	Eaton 16-1/2"
23-7/8"	1-3/8"	1-5/8" - 37	1-5/8"	3861P	3862P	T	2090P	Fruehauf 16-1/2"
23-7/8"	1-1/16"	1-1/2" - 10	1-1/2"	1421P	1420P	T	2469P	Spicer 12-1/4"
24"	1-3/8"	1-1/2" - 10	1-1/2"	4717P	4716P	T	————	Multiple
24-1/16"	1-1/8"	1-1/2" - 28	1-1/2"	9100P	9101P	T	2287P	Spicer 16-1/2" XL
24-1/16"	1-1/8"	1-1/2" - 28	1-5/8"	5510P	5511P	T	9078HDP	Meritor 16-1/2" Q-Plus
24-1/16"	1-1/8"	1-1/2" - 28	1-5/8"	2445BP	2446BP	T	3520AHDP	Meritor 16-1/2" Q-Plus
24-1/16"	1-1/8"	1-1/2" - 28	1-5/8"	10909P	10910P	T	9790AP	Spicer 16-1/2" XL
26-1/2"	1-3/8"	1-1/2" - 10	1-1/2"	7219P	7220P	T	2287P	Spicer 16-1/2"
26-15/16"	1-1/8"	1-1/2" - 28	1-5/8"	9737P	9738P	T	9790AP	Spicer 16-1/2" XL
26-15/16"	1-1/8"	1-1/2" - 28	1-1/2"	9729P	9730P	T	2287P	Spicer 16-1/2" XL

CAMSHAFT REPAIR KIT APPLICATION



12 1/4" DRUM DIAMETER

AXLE MANUFACTURER	APPLICATION	COMMENTS	PN	DAY CROSS	EUC CROSS
Dana	FT, FC	Weld on Spider	2469P	08-132300	E2469
Dana	FT	3 Bolt Retainer	2680P	08-132111	E2680
Dana	FT, FC	Bronze Bushing	5307P	08-132310	E5307
Fruehauf	F	Nylon Bushings	2090P	08-133100	E2090
Meritor	Q	O-Ring Style	2382P	08-130600	E2382
Meritor	Q	w/Support Bracket	3520AP	08-130601	E3520A
Meritor	Q	w/HD Support Bracket	3520AHDP	-----	E3520AHD

15" DRUM DIAMETER

AXLE MANUFACTURER	APPLICATION	COMMENTS	PN	DAY CROSS	EUC CROSS
Eaton	EB, ES	Geared Bushing	5140P	08-137500	E5140
Meritor	T Front	1 4" Cams	3446P	18-136900	E3446
Meritor	T Front	1 2" Cams	3468AP	08-136800	E3468A
Meritor	Q Front	Nylon Bushing	3876P	08-136100	E3876
Meritor	Q, Q+ Drive	Winged Washers	3993BP	08-131800	E3993B

CAMSHAFT REPAIR KIT APPLICATION

16 1/2" DRUM DIAMETER

AXLE MANUFACTURER	APPLICATION	COMMENTS	PN	DAY CROSS	EUC CROSS
Dana	Dana - FT, FC	Rigid Support w/Seals	2087P	08-132103	E2087
Dana	FT, FC Xtra Life	Nylon Bushing	2287P	08-132100	E2287
Dana	Xtra Life II	Bronze & Nylon	9790AP	08-132800	E9790A
Eaton	EB, ES	Extended Knot Bushing	2696AP	08-136400	E2696A
Eaton	ES - Drive	Double Bushings	10897P	08-135111	E10897
Eaton	Round	Bolt-on Spider	2089P	08-130800	E2089
Eaton	Square	Weld-on Spider	2123P	08-130801	E2123
Eaton	SC- Drive	Nylon Bushings	2125P	08-135100	E2125
Fruehauf	F	Extended Knot Bushing	2122P	08-133101	E2122
Fruehauf	XEM, FQ	Standard Nylon	2090P	08-133100	E2090
Hendrickson	Intraax	D Washers	9791HDP	08-130301	E9791
Hendrickson	Intraax	HXS	11450HDP	08-130311	E11450HD
Mack	P- Drive	D Washers	2086BP	08-130200	E2086B
Meritor	P	D -Washers	2086BP	08-130200	E2086B
Meritor	P	HD Support Bracket	2088AHDP	08-130101	E2088AHD
Meritor	P	Short Kit for 2088AHD	2363P	08-130100	E2363
Meritor	P	2 pc Bushings	1357AP	08-130122	E1357A
Meritor	P-TKL	Seals & Quad Rings	2679AHDP	08-130111	E2679AHD
Meritor	4000 - 6000	O-Ring Style	2382P	08-130600	E2382
Meritor	4000 - 6000	w/Support Bracket	3520AP	08-130601	E3520A
Meritor	4000 - 6000	w/HD Support Bracket	3520AHDP	-----	E3520AHD
Meritor	4000 - 6000	1pc Bushing vs 3520AHDP	3989AHDP	-----	E3989AHD
Meritor	Q - Drive	Offset Spider	9080P	08-137301	E9080
Meritor	Q, Q+	Short Kit for 2086BP, 9080P, 5094AP	5513P	-----	E5513
Meritor	Q, Q+ Drive	Winged Washers	3993BP	08-131800	E3993
Meritor	Q, Q+ Trailer	Press in Bushing	9078HDP	08-130631	E9078HD
Meritor	Q, Q+ Trailer	Bolt on Bushing	9079HDP	08-130611	E9079HD
Meritor	Q, Q+ Trailer	9097HDP Bracket Kit Only	6078P	-----	E6078
Meritor	Q -5000lb.	w/Seals	5094AP	-----	E5094A

CAMSHAFT REPAIR KIT CONTENTS



PN: 10897P



PN: 1357AP



PN: 2086BP



PN: 2087P



PN: 2088AHDP



PN: 2089P



PN: 2090P



PN: 2122P



PN: 2123P



PN: 2125P



PN: 2287P



PN: 2363P



PN: 2382P



PN: 2469P



PN: 2526P



PN: 2679AHDP





















PN: 2680P



PN: 2696AP

CAMSHAFT REPAIR KIT CONTENTS


 <p>PN: 3446P</p>	 <p>PN: 3468AP</p>	 <p>PN: 3520AHDP</p>
 <p>PN: 3520P</p>	 <p>PN: 3876P</p>	 <p>3989AHDP</p>
 <p>PN: 3993BP</p>	 <p>PN: 5094AP</p>	 <p>PN: 5140P</p>
 <p>PN: 5307P</p>	 <p>PN: 5513P</p>	 <p>PN: 6078P</p>
 <p>PN: 9053P</p>	 <p>PN: 9078HDP</p>	 <p>PN: 9079HDP</p>
 <p>PN: 9080P</p>	 <p>PN: 9790AP</p>	 <p>PN: 9791HDP</p>

BRAKE DRUMS / STEEL WHEELS

BRAKE DRUMS

PN	DIAM.	BRAKE SURFACE	PILOT DIAMETER	OVERALL DEPTH	BOLT CIRCLE	HOLE SIZE	HOLE NUMBER	WEBB CROSS
65700P	16.5	7.68	9.44	9.50	11.25	0.81	10	62200F
65701PB	16.5	7.68	8.78	10.62	11.25	1.00	10	66884B
65702PB	16.5	7.68	9.00	10.62	11.25	0.81	10	66895B
65703P	16.5	7.49	9.50	8.75	11.25	0.81	10	68730F
65704P	16.5	7.68	8.53	10.62	11.25	0.81	10	66893F
65705P	16.5	7.56	9.44	8.38	11	.78/.65	5/6	67518F
65706P	16.5	7.52	8.53	8.53	11.25	0.81	10	66892F
65708P	16.5	7.68	9.44	9.44	11.25	0.81	10	60876F
65709PB	16.5	7.41	11.25	8.47	12.75	0.78	5/6	68981B
65715P	16.5	7.60	8.93	8.74	12.75	0.78	5/6	62997F
65716P	16.5	7.28	11.00	8.00	12.75	0.66	10	68897F
65719PB	16.5	7.68	8.78	10.62	11.25	1.00	10	66864B
65720P	16.5	7.36	8.78	10.30	11.25	1.00	10	66873F
65723P	12.25	8.16	9.00	11.15	10.83	0.92	8	63680F
65724P	16.5	7.81	9.00	10.62	10.83	0.97	8	66875F
65725P	16.5	7.44	8.78	11.18	11.25	1.00	10	66353F
65726PB	16.5	6.50	8.78	9.75	11.25	1.31	10	65152B
65727PB	16.5	8.97	8.78	11.46	11.25	1.00	10	66854B
65728P	16.5	8.61	8.78	11.10	11.25	1.03	10	66800F
65800PB	15	5.41	8.78	8.88	11.25	1.31	10	61528B
65804PB	15	4.72	8.78	8.86	11.25	1.00	10	61527B
65805PB	15	4.50	8.78	9.04	11.25	1.28	10	65548B
65806PB	15	4.50	8.78	9.04	11.25	1.00	10	65545B

**All dimensions in inches.*




DIAMETER



BRAKE SURFACE



PILOT DIAMETER



OVERALL DEPTH



BOLT CIRCLE



HOLE SIZE

WHEEL HUBS / BEARINGS



5113P



9348PA



9348PA6035

WHEEL HUBS

PN	REPLACES WEBB PN	HOLE	STUD TYPE	INNER CUP & CONE	OUTER CUP & CONE	BOLT HOLE DIAM.	PILOT DIAM.	PN W/CUPS & STUDS	REPLACES
1052PA	2027T	8	Serrated	HM218210 HM218248	HM212011 HM212049	10 27/32"	8 31/32"	1052PA6034 1052PA6035	—
1631PA	23431--0T	10	Serrated	HM518410 HM518445	HM518410 HM518445	11 1/4"	8 3/4"	1631PA6034 1631PA6035	—
2359PN	12213N	10	Shoulder	653 663/665A	HM212011 HM212049	11 1/4"	9 7/16"	2359PN5561L 2359PN5561R	Budd 73278, Dana 20101, Dayton 04-09747, Reyco 406, Euclid E-2359
2360PN	10019N	10	Shoulder	HM218210 HM218248	HM212011 HM212049	11 1/4"	9 7/16"	2360PN5561L 2360PN5561R	Budd 92861 and 94702, Dana 22044, Reyco 401, Dayton 04-14059, Gunitite H389, Euclid E-2360
2665PA	10519N	10	Shoulder	HM218210 HM218248	HM212011 HM212049	8 3/4"	7 1/8"	2665PA5561L 2665PA5561R	Dana 22062, Standard Forge 300147-001, Euclid E-2665
5107PN	10209N	10	Serrated	HM218210 HM218248	HM212011 HM212049	11 1/4"	8 17/32"	5107PN8947L 5107PN8947R	Motor Wheel 87336 and 87332, Reyco 405, Rockwell A-333-U-2777, Euclid E-5107
5113PN	1320ZN	10	Serrated	HM518410 HM518445	HM518410 HM518445	11 1/4"	8 17/32"	5113PN8947L 5113PN8947R	Motor Wheel 87396, Reyco 409, Euclid E-5113
9348PA	20231--0T	10	Serrated	HM218210 HM218248	HM212011 HM212049	11 1/4"	8 3/4"	9348PA6034 9348PA6035 9348PA9010L 9348PA9010R	ConMet 101250/1 Erie 706-52 Reyco 412
9349PA*	23231--0T	10	Serrated	HM518410 HM518445	HM518410 HM518445	11 1/4"	8 3/4"	9349PA6034 9349PA6035 9349PA9010L 9349PA9010R	—

*Note: All hubs use bolt-on hub caps with the exception of part number 9349PA, which is screw-on.

WHEEL BEARINGS

PN	DESCRIPTION
PP049ST	HM212011/049 Set
PP248ST	HM218210/248 Set
PP3720	Cup
PP3782	Cone
PP3782ST	3720/3782 Set
PP39520	Cup
PP39590	Cone
PP445ST	HM518410/445 Set
PP572	Cup
PP580	Cone
PP580ST	572/580 Set
PP582	Cone
PP590ST	39520/39590 Set
PP592A	Cup
PP594A	Cone
PP594AST	592A/594A Set

PN	DESCRIPTION
PPHM212011	Cup
PPHM212047	Cone
PPHM212049	Cone
PPHM218210	Cup
PPHM218248	Cone
PPHM518410	Cup
PPHM518445	Cone



HUBCAPS / PARTS & ACCESSORIES

HUBCAPS



74075



74009B



75097



84009B

PN	DESCRIPTION	PRIMARY APP.	BOLT CIRCLE	HEIGHT	FLANGE OD	CROSS	WINDOW KIT PN	PLUG PN
74009B	Aluminum, 6 Hole - No Side Plug	Trailer	5.5"	2 3/4"	6.25"	300-4009 340-4009	WK5995	PL5990
74024	Aluminum, 6 Hole - Front	Front	4.5"	2 5/8"	5.25"	340-4024	WK5999	PL5990
74075	Lexan Propar Replacement Threaded - Poly Type Unboxed w/O Ring	Propar	—	2 3/8"	—	340-5975	—	04000
74195	Aluminum, 6 hole	Trailer	6.75"	3 1/16"	7.50"	340-4195	WK5995	PL5990
74249	Hubcap w/o gasket	Steer	5.5"	1 13/16"	6.1875"	340-4249	WK5912	PL5915
75097	Stamped steel grease cap, 6 hole	Trailer	5.5"	2 3/16"	6.15"	340-5097	—	—
84009B	Aluminum, 6 hole w/side plug	Trailer	5.5"	2 3/4"	6.25"	303-4009 343-4009	WK5995	PL5990
84024	Aluminum, 6 hole front w/side plug	Fruehauf	4.5"	2 5/8"	5.25"	343-4024	WK5999	PL5990
84095	Aluminum, 6 hole w/side plug	Front	5.5"	1 13/16"	6.19"	343-4095	WK5995	PL5990
84195	Aluminum, 6 hole w/side plug	Trailer	6.75"	3 3/4"	7.50"	343-4195	WK5995	PL5990
84249	Hubcap w/o gasket	Steer	5.5"	1 13/16"	6.1875"	343-4249	WK5912	PL5915

NOTE: Gaskets are not included with Hubcaps, except Propar type.

HUBCAP PARTS & ACCESSORIES

PN	DESCRIPTION	CROSS
WINDOW KITS		
19916P	Hubcap Bolt	—
WK5912	Window Kit - Small Face Fits 4249 Style Cap	359-5912
WK5995	Window Kit Fits 4009 Style Caps & 84195	359-5995
WK5999	Window Kit - Small Face Fits 4024 Style Cap	359-5999
FILLER PLUGS		
04000	Side Plug Fits Propar – Standard Pack 10	—
PL5915	3/4" Vented Hub Cap Plug	—
PL5990	1 1/8" Side Plug Fits 74009 – Standard Pack 25	359-5990
DRAIN PANS		
19852	Hubcap Drain Pan - 88 oz. Capacity Fits Rims w/13 3/4" ID or Larger - Handles Hold Hub Nuts	—
102-5001	Dually Drain Pan - 2 Gallon Capacity	—



WK5995



19852



102-5001

GASKETS

DRIVE AXLE / HUBCAP GASKETS



AG0107




AG2107



HG0009



HG2009



HG0009

DRIVE AXLE GASKETS

- Standard is thicker than most competitors
- Premium is aluminum w/continuous bead seal & reusable at least 3 times!

HUBCAP GASKET

- Premium is dual density material w/bead seal & reusable.

PN	APPLICATION	DESIGN	DESCRIPTION	PACK TYPE	CROSS	CROSS
AG0106	Drive Axle 8 Hole	Standard	7" BC - 5/8" Bolts 8 1/4" OD 6" ID	Bulk	330-3106	E2341
AG0107	Drive Axle 8 Hole	Standard	7" BC - 3/4" Bolts 8 1/2" OD 5 5/8" ID	Bulk	330-3107	E2431
AG0111	Drive Axle 8 Hole	Standard	7" BC - 5/8" Bolts 8 3/8" OD 5 3/4" ID	Bulk	330-3111	E2435
AG2106	Drive Axle 8 Hole	Premium Reuseable	7" BC - 5/8" Bolts 8 1/4" OD 6" ID	2 Per Card	—	—
AG2107	Drive Axle 8 Hole	Premium Reuseable	7" BC - 3/4" Bolts 8 1/2" OD 5 5/8" ID	2 Per Card	—	—
AG2111	Drive Axle 8 Hole	Premium Reuseable	7" BC - 5/8" Bolts 8 3/8" OD 5 3/4" ID	2 Per Card	—	—
HG0009	Hubcap 6 Hole	Standard	5 1/2" BC 5/16" Bolts	Bulk	330-3009	—
HG0024	Hubcap 6 Hole	Standard	4 1/2" BC 5/16" Bolts	Bulk	330-3024	—
HG0067	Hubcap 5/6 Hole	Standard	5 1/2" BC 5/16" Bolts	Bulk	330-3067	—
HG0118	Hubcap 6 Hole	Standard	6 3/4" BC 5/16" Bolts	Bulk	330-3118	—
HG2009	Hubcap 6 Hole	Premium Reuseable	5 1/2" BC 5/16" Bolts	4 Per Card	—	—
HG2024	Hubcap 6 Hole	Premium Reuseable	4 1/2" BC 5/16" Bolts	4 Per Card	—	—
HG2067	Hubcap 5/6 Hole	Premium Reuseable	5 1/2" BC 5/16" Bolts	4 Per Card	—	—
HG2118	Hubcap 6 Hole	Premium Reuseable	6 3/4" BC 5/16" Bolts	4 Per Card	—	—

Standard pack 10.

SLACK ADJUSTERS / MANUAL & AUTOMATIC

MANUAL - POWER PRODUCTS

PN	CAM DIAM. & SPLINE	ARM LENGTH	BENDIX® CROSS	HALDEX® CROSS
44041	1 5/8" - 37	6"	283411	KN44041
44051	1 1/2" - 28	5", 6"	286965	KN44051
44061	1 1/2" - 28	5 1/2", 6 1/2"	288753	KN44061
44071	1 1/2" - 28	5", 6"	-----	KN44071
47001	1 1/2" - 10	5", 6", 7"	278323	KN47001
47011	1 1/2" - 10	5 1/2", 6 1/2"	278321	KN47011
47081	1 1/2" - 10	5", 6"	-----	KN47081
48031	1 1/4" - 10	4 1/2", 5 1/2"	278302	KN48031
48001	1 1/4" - 10	5", 6"	-----	KN48001
55001	1 1/4" - 24	5 1/2"	-----	KN55001



AUTOMATIC - REPLACEMENT FOR HALDEX® DESIGN

PN	CAM DIAM. & SPLINE	ARM LENGTH	APPLICATION	BENDIX® CROSS	HALDEX® CROSS
410140P	1 1/2" - 28	5 1/2"	Drive	E6925B	400-10140
410141P	1 1/2" - 28	5 1/2" - 6 1/2"	Drive	E6927B	400-10141
410143P	1 1/4" - 10	5 1/2" - 6 1/2"	Drive	E6924B	400-10143
410144P	1 1/4" - 28	6"	Drive	E6918A	400-10144
410211P	1 5/8" - 28	5 1/2"	Trailer	E6944	400-10211
410212P	1 1/2" - 28	6"	Trailer	E6942	400-10212



AUTOMATIC-POWER PRODUCTS

PN	CAM DIAMETER	SPLINE	ARM LENGTH
721102P	1.5"	10	5.5" - 6.5"
721103P	1.5"	28	5" - 6"
722102P	1.5"	10	5.5" - 6.5"
722103P	1.5"	28	5" - 6"



AUTOMATIC-REPLACEMENT FOR MERITOR® DESIGN

PN	CAM DIAM. & SPLINE	ARM LENGTH	BENDIX® CROSS	HALDEX® CROSS	GUNITE® CROSS
801041P	1 1/2" / 10	5 1/2"	E11398	R801041	AS1032/AS1132
801042P	1 1/2" / 10	6"	E11399	R801042	AS1033/AS1133
801073P	1 1/2" / 28	5 1/2"	E11401	R801073	AS1040/AS1140
801074P	1 1/2" / 28	6"	E11402	R801074	AS1041/AS1141



SPRINGBRAKES / CHAMBERS

SPRINGBRAKES




3030SB

3030PBK

Contains the 3030 Piggyback, clamp band, diaphragm.

PN	DESCRIPTION	FULL STROKE	EFFECTIVE STROKE
2424SB	2424 Combination Brake Assembly	2.25"	1.7"
2430SB	2430 Combination Brake Assembly	2.25"	1.7"
3030SB	3030 Combination Brake Assembly	2.5"	2.0"
3030SB-LS*	3030 Combination Brake Assembly - Long Stroke	3.0"	2.5"
3030PBK	3030 Piggyback Kit	2.5"	2.0"
3030PBK-LS*	3030 Piggyback Kit Long Stroke	3.0"	2.5"
3030-INTRAXX	3030 Combination Brake Assembly w/13" Pushrod	2.5"	2.0"

SERVICE CHAMBERS



SC1200

SC1600

SC3000

PN	DESCRIPTION	MOUNTING STUDS CENTER TO CENTER	PUSH ROD THREAD	STUD LENGTH	AIR INLETS	DIAPHRAGM
SC09	Type 9	3.0"	1/2 - 20 UNF	1.12"	3/8"	BD09
SC1200	Type 12	3.0"	1/2 - 20 UNF	1.12"	3/8"	BD12
SC1600	Type 16	3.0"	1/2 - 20 UNF	1.12"	3/8"	BD16
SC2000	Type 20	4.75"	5/8 - 18 UNF	1.50"	3/8"	BD20
SC2400	Type 24	4.75"	5/8 - 18 UNF	1.50"	3/8"	BD24
SC2400LS*	Type 24	4.75"	5/8 - 18 UNF	1.50"	3/8"	BD24LS
SC3000	Type 30	4.75"	5/8 - 18 UNF	1.50"	3/8"	BD30
SC3000LS*	Type 30	4.75"	5/8 - 18 UNF	1.50"	3/8"	BD30LS
SC3600	Type 36	4.75"	5/8 - 18 UNF	1.75"	3/8"	BD36

*Note - LS denotes Long Stroke

WHEEL SEALS / DIAPHRAGMS & ACCESSORIES

WHEEL OIL SEALS

PN	DESCRIPTION	CROSS
P370001	Front Axle	370001A
P370003	Drive Axle	370003A
P370005	Oil Bath	370005A
P370021	Oil Bath	370021A
P370023	Drive Axle	370023A
P370025	Trailer Axle	370025A
P370036	Trailer Axle	370036A
P370065	Trailer ProPar Type	370065A
P370124	Oil Bath	370124A
P370131	Oil Bath	370131A
P376590	Trailer ProPar Type	376590A
P42623	Trailer Axle	42623
P46305	Trailer Axle	46305
P47697	Drive Axle	47697



AIR BRAKE DIAPHRAGMS

PN	TYPE	SIZE
BD09	9	5"
BD12	12	5½"
BD16	16	6"
BD20	20	6½"
BD24	24	7"
BD24LS	24 Long Stoke	7"
BD30	30	8"
BD30LS	30 Long Stroke	8"
BD36	36	9"

Premium quality, rated to -40° F, and constructed of 10 oz. nylon reinforcing material.



ACCESSORIES

PN	DESCRIPTION
10043P	Release Tool
19100P	½" Clevis Pin
19102P	⅝" Clevis Pin
36470P	½" Pin / ⅝" Clevis Assy. Std
36480P	⅝" Pin / ⅝" Clevis Assy
36490P	½" Pin / ½" Clevis Assy. For types 9/12/16
9019005P	T-30 Weatherseal Plug Kit
CB24K	T24 Clamp
CB30K	T30 Clamp
RB-RDC	Rubber Plug for Emergency Hole



WHEEL STUDS / NUTS


STUDS

NOTE: Images not to size compared to other styles.



SPOKE WHEEL STUD							
PN	BODY DIAM.	OVERALL LENGTH	BODY LENGTH	THREAD LENGTH	SERRATION LENGTH	GRADE	THREAD SIZE
WS4956	N/A	3"	3"	1 1/16" - 1 3/4"	N/A	8	3/4" - 10
STEER AXLE DRIVE STUD							
WS5982L/R	1.22"	3 3/4"	1 7/32"	2 1/4"	9/16"	8	1 1/8" - 16
SERRATED DRIVE STUDS							
WS4967L/R	.784	2 7/8"	1 1/2"	1 1/4"	1/2"	8	3/4" - 16
WS4968L/R	.784	2 7/8"	1 1/2"	1 1/4"	1/2"	8	3/4" - 16
WS5896L/R	.974	3 3/8"	1 3/8"	1 1/4"	1"	8	3/4" - 16
WS8947L/R	.784 - .777	2 31/32"	1 13/32"	1 1/16"	1/2"	8	3/4" - 16
WS8949L/R	.910 - .902	2 19/32"	31/32"	1 3/8"	13/32"	8	3/4" - 16
WS8969L/R	.784	2 15/16"	1 5/16"	1 13/32"	1/2"	8	3/4" - 16
WS8979L/R	.784	3 11/32"	1 9/32"	1 27/32"	1/2"	8	3/4" - 16
WS9010L/R	.974	2 27/32"	13/16"	1 1/8"	1/2"	8	3/4" - 16
SERRATED DRIVE STUDS - METRIC							
WS5997	.901	3 21/32"	7/8"	2 7/16"	13/32"	10.9	M22X1.5
WS6034	.975	4 25/32"	23/32"	3 17/32"	3/8"	10.9	M22X1.5
WS6035	.975	3 15/16"	23/32"	2 11/16"	3/8"	10.9	M22X1.5
WS8980	.975	5 3/32"	7/8"	3 3/4"	1/2"	10.9	M22X1.5
WS8981	.975	4"	7/8"	2 29/32"	1/2"	10.9	M22X1.5
WS10219	.910	4 15/32"	1 9/16"	2 9/16"	1/2"	10.9	M22X1.5
WS10221	.910	5 11/32"	1 9/16"	3 7/16"	1/2"	10.9	M22X1.5
WS10676	.975	4 1/4"	7/16"	3 1/4"	1/2"	10.9	M22X1.5

NUTS



PN	OUTER THREAD	INNER THREAD	INNER THREAD DEPTH	HEX	OVERALL HEIGHT	GRADE	APPLICATION & FINISH
SPOKE WHEEL NUTS							
WN4961	N/A	3/4" - 16	N/A	10.62	5/8"	8	Locknut - Zinc
WN4963	N/A	3/4" - 10	N/A	8.88	23/32"	8	Flat Both Sides - Zinc
INNER CAP NUTS							
WN5978L/R	1 1/8" - 16	3/4" - 16	1 15/16"	N/A	3 1/16"	8	Dual Mount Aluminum Wheels - YEL
WN5988L/R	1 1/8" - 16	3/4" - 16	1 7/8"	N/A	3 1/16"	8	Dual Mount Aluminum Wheels - YEL
WN7895L/R	1 1/8" - 16	3/4" - 16	1 1/4"	N/A	2 7/32"	8	Dual Mount Steel Wheels - YEL
WN7896L/R	1 1/8" - 16	3/4" - 16	1 1/4"	N/A	2 9/16"	8	Steel Inner/Aluminum Outer - SLV
WN7897L/R	1 1/8" - 16	3/4" - 16	1 3/4"	N/A	3 1/16"	8	Steel Inner/Aluminum Outer - YEL
DISC WHEEL NUTS							
WN5652L/R	N/A	3/4" - 16	N/A	1 1/2"	7/8"	8	Single Mount, Rear or Front - SLV
WN5977L/R	N/A	1 1/8" - 16	N/A	1 1/2"	7/8"	8	Outer Dual or Large Single Stud - YEL
WN6000	N/A	M22X1.5	N/A	33mm	7/8"	8	2 Piece Flanged for Hub Piloted Unimount - Zinc, Teflon Coated